

Oil markets

Prices depressed as markets await stock drawdowns and tighter supplies

Highlights

- Oil prices declined for a second consecutive month in June, with both Brent and WTI falling by 5% to \$47.9/bbl and \$46.0/bbl, respectively.
- Sentiment remains resoundingly bearish, despite a recent 8-day bull run that saw Brent approach the symbolic \$50 level.
- US crude production continues to increase, rising to a high of 9.35 mb/d in June, driven by shale production.
- US/OECD crude stocks are not drawing down fast enough to buoy the markets.
- OPEC output rose in May to 32.1 mb/d, thanks to a ramp up in Libyan and Nigerian output, while compliance fell slightly to 105%.
- Markets swung into supply deficit territory in 2Q17, with the deficit expected to widen in 2H17; stock drawdowns should accelerate.

Wanted: Oil bulls

It was not meant to happen this way. Another month, another decline in oil prices. This time, in Brent's case, the drop was to its lowest level in ten months when it fell to \$44.8 per barrel (bbl) on 21 June.

Since OPEC/non-OPEC rolled over their production cut agreement for an additional 9 months on 25 May, oil prices have fallen by 7%. Crude oil benchmarks, Brent and West Texas Intermediate (WTI), closed June at \$47.9/bbl and \$46.0/bbl, respectively, a decline of 15% in 2017 on average. (Chart 1.) Indeed, Brent's performance in the first half of this year was its worst since 1998.

While a late, 8-consecutive day gain at the end of June and in early July—the longest run of gains in seven years—helped spare some of Brent's blushes, there is little escaping the fact that oil bulls have largely deserted the scene and that the markets have fallen into a state of despondency. And the chief culprit is US light tight oil (shale), whose volumes are helping to both offset some of the supplies taken off the market by OPEC/non-OPEC this year and slow the drawdown of crude stocks from storage tanks.

Weekly metrics on these two dynamics are, along with counts of US oil rigs, the most closely watched data by the markets. And they have not made pleasant reading for OPEC in 2017. US crude production is up 5.5% to 9.25 mb/d as of 23 June—an additional 480,000 barrels per day (b/d) of crude to partly offset the 1.8 mb/d of supplies that OPEC/non-OPEC have withdrawn from the oil markets since January. (Chart 4.) US shale's resurgence is even more remarkable since bottoming out at 8.43 mb/d exactly a year ago: an impressive 822,000 b/d, which is a year-on-year (y/y) rise of almost 10%.

Chart 1: Crude oil prices

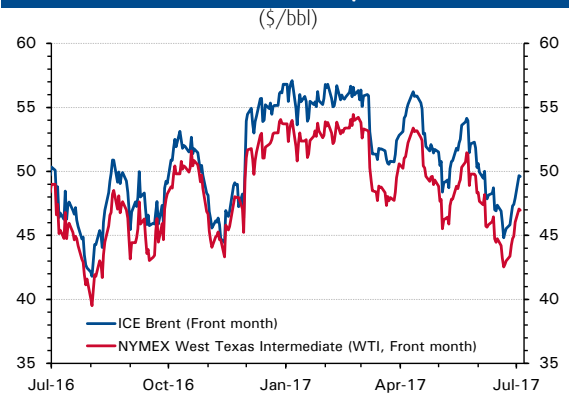


Chart 2: OECD commercial crude and product stocks

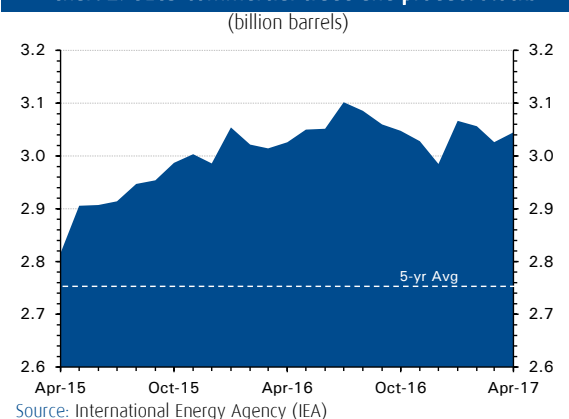
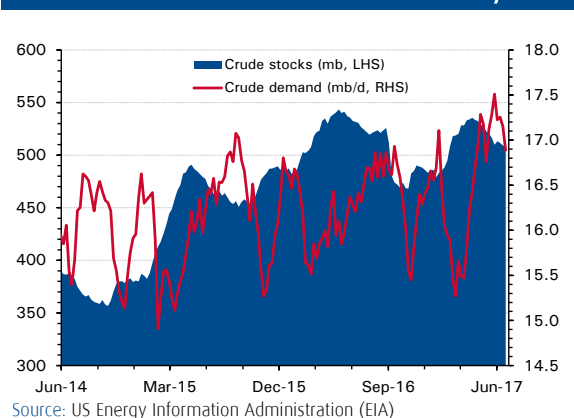


Chart 3: US commercial crude stocks and refinery runs



The closely-watched oil market report by the International Energy Agency (IEA) is also unlikely to provide much comfort. In its most recent edition, the IEA confirmed what many analysts and market traders had long suspected, which is that OECD commercial crude and petroleum product stocks increased rather than decreased in the first quarter of this year. Four months into the OPEC/non-OPEC agreement and total OECD stocks had reversed course and gained 60 million barrels to reach 3.044 billion barrels by April. (Chart 2.) OPEC's target of bringing global crude and petroleum stocks back to the 5-year average level of around 2.75 billion barrels appears to be even farther away, possibly into 2018 at the current rate.

Moreover, OPEC's own production is heading in the wrong direction, away from its aggregate production target of 31.75 mb/d. According to OPEC secondary source data, the group's total output climbed back over the 32 mb/d level in May to 32.14 mb/d, thanks to output gains in Nigeria and Libya. (Charts 5 & 6). These two OPEC members are not subject to output restrictions under the terms of the November agreement. But compliance levels among quota members also deteriorated slightly in May, to 105% from 107% in April, as a result of output increases in Iraq, Iran and Algeria.

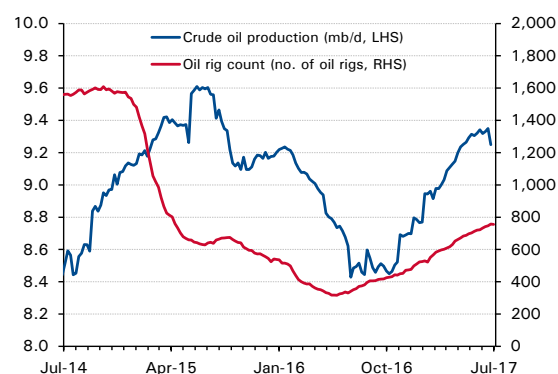
Little wonder that oil markets are despondent. Calls for OPEC to consider deeper cuts, in order to accelerate the stock drawdown, are growing louder. In view of the fact that previous instances of OPEC market intervention, most notably in late 2008, have tended to involve several production cuts, rather than one, it is not entirely wishful thinking on the part of the oil bulls.

Stock draws to accelerate in 2H17 but 2018 is looking more likely for OPEC's much-coveted 'balance'

Nevertheless, there may be a glimmer of light at the end of the tunnel. US crude and petroleum product stockpiles are slowly drawing down as the peak summer demand gets into full swing. (Chart. 3) And there is certainly scope for more sizeable inventory declines before the autumn refinery maintenance period. According to the IEA, demand growth is expected to firm up to an average of 1.5 mb/d in 2H17 compared to 1.1 mb/d in 1H17. (Chart 7.)

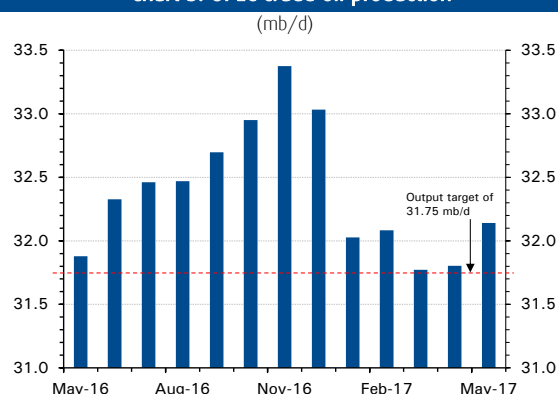
With demand outstripping supply since the beginning of 2Q17, the demand/supply balance or stock change has swung into negative territory. Barring demand growth moderating and/or supply growth accelerating during the remainder of the year, the much-touted stock draw should indeed finally take place. Based on our own estimates, for the end of 4Q17, a cumulative stock draw of around 240 million barrels could be on the cards. This would bring OECD stocks back down to 2.8 billion barrels, not far off OPEC's 5-year average target of 2.75 billion barrels. 2018 thus looms large as the make-or-break year.

Chart 4: US crude oil production and rig counts



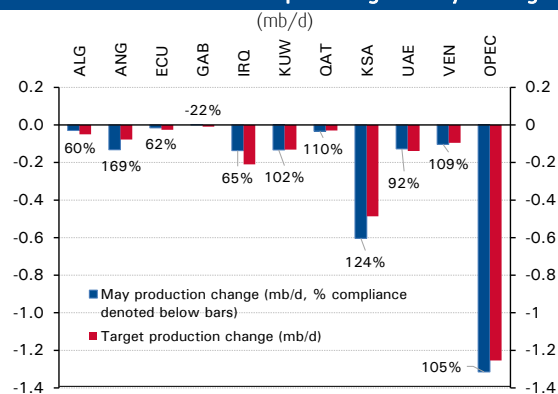
Source: US Energy Information Administration (EIA), Baker Hughes

Chart 5: OPEC crude oil production



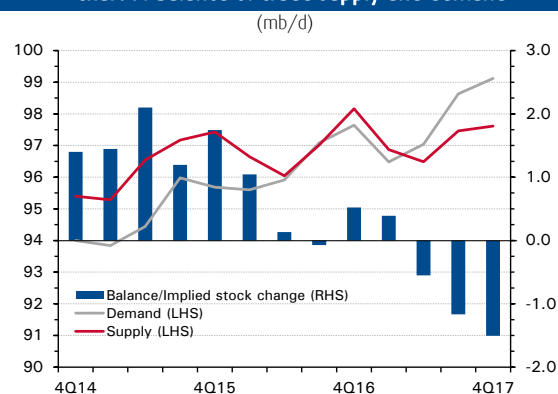
Source: OPEC (secondary sources)

Chart 6: OPEC member* output change in May vs. target



Source: OPEC; * those members required to cut output

Chart 7: Balance of crude supply and demand



Source: IEA; *assumes OPEC output at 1H17 average levels

Head Office

Kuwait
National Bank of Kuwait SAKP
Abdullah Al-Ahmed Street
P.O. Box 95, Safat 13001
Kuwait City, Kuwait
Tel: +965 2242 2011
Fax: +965 2259 5804
Telex: 22043-22451 NATBANK
www.nbk.com

International Network

Bahrain
National Bank of Kuwait SAKP
Zain Branch
Zain Tower, Building 401, Road 2806
Seef Area 428, P. O. Box 5290, Manama
Kingdom of Bahrain
Tel: +973 17 155 555
Fax: +973 17 104 860

National Bank of Kuwait SAKP
Bahrain Head Office
GB Corp Tower
Block 346, Road 4626
Building 1411
P.O. Box 5290, Manama
Kingdom of Bahrain
Tel: +973 17 155 555
Fax: +973 17 104 860

United Arab Emirates
National Bank of Kuwait SAKP
Dubai Branch
Latifa Tower, Sheikh Zayed Road
Next to Crown Plaza
P.O.Box 9293, Dubai, U.A.E
Tel: +971 4 3161600
Fax: +971 4 3888588

National Bank of Kuwait SAKP
Abu Dhabi Branch
Sheikh Rashed Bin Saeed
Al Maktoom, (Old Airport Road)
P.O.Box 113567, Abu Dhabi, U.A.E
Tel: +971 2 4199 555
Fax: +971 2 2222 477

Saudi Arabia
National Bank of Kuwait SAKP
Jeddah Branch
Al Khalidiah District,
Al Mukmal Tower, Jeddah
P.O Box: 15385 Jeddah 21444
Kingdom of Saudi Arabia
Tel: +966 2 603 6300
Fax: +966 2 603 6318

Jordan
National Bank of Kuwait SAKP
Amman Branch
Shareef Abdul Hamid Sharaf St
P.O. Box 941297, Shmeisani,
Amman 11194, Jordan
Tel: +962 6 580 0400
Fax: +962 6 580 0441

Lebanon
National Bank of Kuwait
(Lebanon) SAL
BAC Building, Justinien Street, Sanayeh
P.O. Box 11-5727, Riad El-Solh
Beirut 1107 2200, Lebanon
Tel: +961 1 759700
Fax: +961 1 747866

Iraq
Credit Bank of Iraq
Street 9, Building 187
Sadoon Street, District 102
P.O. Box 3420, Baghdad, Iraq
Tel: +964 1 7182198/7191944
+964 1 7188406/7171673
Fax: +964 1 7170156

Egypt
National Bank of Kuwait - Egypt
Plot 155, City Center, First Sector
5th Settlement, New Cairo
Egypt
Tel: +20 2 26149300
Fax: +20 2 26133978

United States of America
National Bank of Kuwait SAKP
New York Branch
299 Park Avenue
New York, NY 10171
USA
Tel: +1 212 303 9800
Fax: +1 212 319 8269

United Kingdom
National Bank of Kuwait
(International) Plc
Head Office
13 George Street
London W1U 3QJ
UK
Tel: +44 20 7224 2277
Fax: +44 20 7224 2101

National Bank of Kuwait
(International) Plc
Portman Square Branch
7 Portman Square
London W1H 6NA, UK
Tel: +44 20 7224 2277
Fax: +44 20 7486 3877

France
National Bank of Kuwait
(International) Plc
Paris Branch
90 Avenue des Champs-Elysees
75008 Paris
France
Tel: +33 1 5659 8600
Fax: +33 1 5659 8623

Singapore
National Bank of Kuwait SAKP
Singapore Branch
9 Raffles Place # 44-01
Republic Plaza
Singapore 048619
Tel: +65 6222 5348
Fax: +65 6224 5438

China
National Bank of Kuwait SAKP
Shanghai Representative Office
Suite 1003, 10th Floor, Azia Center
1233 Lujiazui Ring Road
Shanghai 200120, China
Tel: +86 21 6888 1092
Fax: +86 21 5047 1011

NBK Capital

Kuwait
NBK Capital
38th Floor, Arraya II Building, Block 6
Shuhada'a street, Sharq
PO Box 4950, Safat, 13050
Kuwait
Tel: +965 2224 6900
Fax: +965 2224 6904 / 5

United Arab Emirates
NBK Capital Limited - UAE
Precinct Building 3, Office 404
Dubai International Financial Center
Sheikh Zayed Road
P.O. Box 506506, Dubai
UAE
Tel: +971 4 365 2800
Fax: +971 4 365 2805

Associates

Turkey
Turkish Bank
Valikonagl CAD. 7
Nisantasi, P.O. Box. 34371
Istanbul, Turkey
Tel: +90 212 373 6373
Fax: +90 212 225 0353