

# Volatility returns; Yields and USD off; Oil prices firm up; Saudis sign mega deals on Trump's visit

## Key market indicators

Stock markets	Index	Change (%)	
		weekly	YTD
<b>Regional</b>			
Abu Dhabi (ADI)	4,581	-0.59	0.77
Bahrain (ASI)	1,309	0.13	7.24
Dubai (DFMGI)	3,378	-1.23	-4.33
Egypt (EGX 30)	12,952	0.35	4.92
KSA (TASI)	6,938	0.81	-3.78
Kuwait (Price Index)	6,726	0.83	17.01
Oman (MSM 30)	5,415	-0.31	-5.74
Qatar (QE Index)	10,103	-0.07	-3.19
MSCI GCC	468	0.48	-1.55
<b>International</b>			
DAX	12,639	-1.03	10.08
DJIA	20,805	-0.44	5.27
FTSE 100	7,471	0.48	4.59
Nikkei	19,591	-1.47	2.49
S&P 500	2,382	-0.38	6.38
<b>Commodities</b>			
	\$/bbl	Change (%)	
		weekly	YTD
Brent crude (\$/bbl)	53.6	5.45	-5.65
KEC (\$/bbl)	50.3	5.52	-3.05
WTI (\$/bbl)	50.3	5.20	-6.31
Gold (\$/t oz.)	1251.7	2.04	8.24
<b>Exchange rates</b>			
	Rate	Change (%)	
		weekly	YTD
KWD per USD	0.303	-0.53	-0.78
KWD per EUR	0.340	2.54	6.73
USD per EUR	1.120	2.54	6.57
JPY per USD	111.26	-1.83	-4.80
<b>Interbank rates</b>			
	%	Change (bps)	
		weekly	YTD
Kibor – 3 month	1.56	-6.3	12.5
Qibor – 3 month	1.93	-3.3	14.4
Libor – 3 month	1.19	0.7	18.9
<b>Bond yields</b>			
	%	Change (bps)	
		weekly	YTD
<b>Regional</b>			
Abu Dhabi 2021	2.32	-7.1	-23.0
Dubai 2021	2.91	-2.4	-41.8
Qatar 2021	2.43	-7.5	-52.0
Saudi Arabia 2021	2.70	-9.9	-35.5
<b>International</b>			
UST 10 year	2.23	-9.8	-19.7
Bunds 10 year	0.36	-3.1	15.6
Gilts 10 year	1.10	0.9	-14.3
JGB 10 year	0.04	-0.5	-1.0

Source: Thomson Reuters Datastream

## Summary

After weeks of record low market volatility and a plethora of commentators trying to justify it and explicate it, volatility came back with a vengeance. This was bound to happen when Trump-related “scandals” reached fever pitch, which in turn led to serious questions about the administration’s ability to function properly and to deliver on its big promises, such as tax reform.

In a torrid two weeks for the President that saw the firing of the FBI director Comey, a mishandled PR aftermath, and a couple of not-so-wise presidential tweets, what finally broke the camel’s back was the revelation from a press leak. That leak revealed that Trump may have asked his former FBI director to “let go” of one aspect of the investigation (General Flynn’s Russia role). The ensuing political pressure and confusion got to a point where the US Justice Department felt compelled to appoint a special counsel (from outside government) to pursue the investigation. That move seemed to quiet things down, as did the focus on president Trump’s first trip overseas, starting with Saudi Arabia. On day-one, the US and Saudi Arabia signed a security and economic agreement, including an arms deal worth \$110 billion.

The markets, which had been priced for hunky-dory tax cuts ahead, finally decided the “stories” were too much. The Dow Industrials lost 370 points (1.7%) in one day, while the USD pulled lower, such that the EUR/USD now above 112, its best level in over 8 months. Risk-off moves pushed bond yields lower, with the US 10-year note under 2.25%.

Nonetheless, world growth continues to be well supported: Japan’s real GDP grew a better-than-expected 2.2% in 1Q17 (or 1.6% y/y) and US data was firm. Expectations and news of an extension of the current oil production cuts into 1Q18 helped oil prices firm up above \$50/bbl and \$53/bbl for WTI and Brent, respectively.

## International macroeconomics

**USA:** One of the first economic numbers for May, the Philadelphia Fed index registered a very strong 38.8, with advances across several components. This was the highest level of the index since 1993, save for February, which was even higher at 43.3. Unemployment claims continued their long trend lower (latest week at 232K). All in all, these and other data are in line with further Fed tightening ahead, notwithstanding the day-to-day probabilities of a Fed hike in June. The latter, predictably, declined when stocks got hit by the political scandals swirling around; this led to an increase in volatility.

For now, regardless of the media noise, there does not appear to be enough to derail the current Fed “plans” or expectations of a fed hike in June.

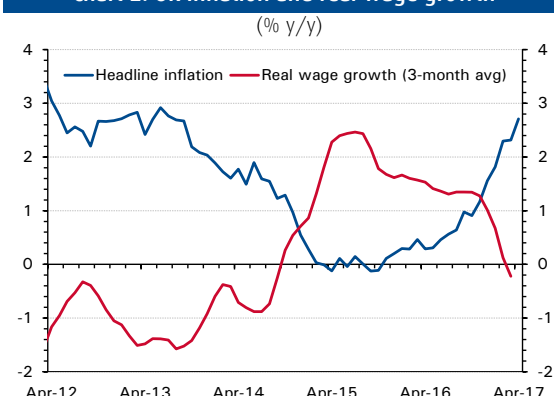
**Eurozone:** A mixed batch of data released during the week hinted at a continuing positive story for the Eurozone (EZ). The full GDP flash estimate was unchanged (0.5% q/q and 1.7% y/y). The release provided a regional breakdown, with growth driven by healthy performances by Germany

**Chart 1: Japan's annualized real GDP**



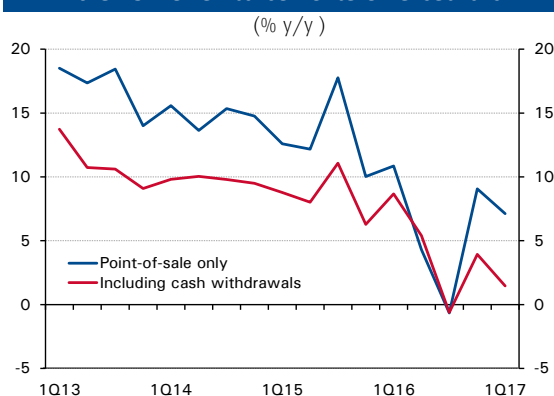
Source: Japan Cabinet Office

**Chart 2: UK inflation and real wage growth\***



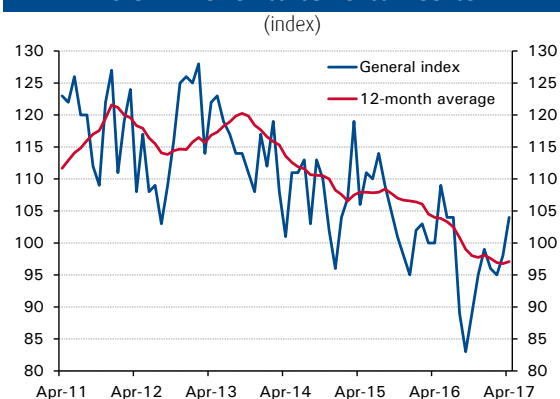
Source: Thomson Reuters Datastream; \*avg. real weekly earnings

**Chart 3: Kuwait consumer card transactions**



Source: Central Bank of Kuwait

**Chart 4: Kuwait consumer confidence**



Source: ARA Research & Consultancy

(0.6% q/q), Spain (0.8% q/q), and Portugal (1.0% q/q). EZ inflation was also confirmed at 1.9% y/y, in line with expectations, while EZ consumer confidence improved.

Meanwhile, the German May ZEW survey came in at 20.6, the highest reading since September 2015, driven by increased optimism over current conditions.

Greece's parliament has approved pension cuts and tax hikes mandated by its lenders to receive the third tranche of its ongoing bailout. EZ finance ministers will meet on 22 May to approve the release of funds. Greece's 1Q17 GDP growth improved but still shrank by -0.1% q/q, after contracting by -1.2% in 4Q16. This puts Greece in a technical recession. The European commission has revised its 2017 growth estimate down to 2.1% (2.7% prior).

**Japan:** Japan's real GDP accelerated from an annualized 1.4% in 4Q16 to 2.2% in 1Q17, its highest growth rate in a year according to preliminary estimates. (Chart 1.) The better-than-expected growth rate came on the back of an ongoing recovery in exports and a pickup in private consumption.

**UK:** Inflation in the UK rose from 2.3% in March to hit a four-year high of 2.7% y/y in April. Core inflation also increased, to 2.4% y/y from 1.8% in March. (Chart 2.) A weaker pound and a rise in transportation costs were behind the rise. The figures were well in line with the Bank of England's (BoE) expectations. A rate rise is unlikely, however, given that real wages have fallen for the first time in two and half years and UK productivity growth continues to disappoint. Average regular weekly earnings growth (adjusted for inflation) slipped to -0.2% y/y in the first quarter.

In some positive news: retail sales rebounded significantly in April, rising by 2.3% m/m. The increase took the markets entirely by surprise; most analysts had been expecting growth to slow to 1% m/m after March's decline of -1.5% m/m, on the basis that shoppers appeared to be cutting back amid high inflation and falling real wages. But the opposite seemed to happen, with store prices falling, by an average of 0.2% m/m, and shoppers, consequently, taking advantage. A relatively warm month was also suggested as a possible driver of the increase in retail spending. The upbeat assessment was enough to propel Sterling up through its 1.30 ceiling against the US dollar, for the first time since September 2016. The currency is up more than 5% ytd against the USD.

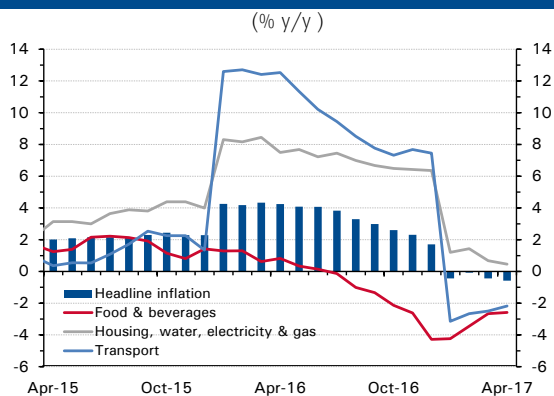
Also helping to round off the week on a positive note, Britain's unemployment rate fell to 4.6% over the same period, which is its lowest level since 1975. 122,000 jobs were created in the 3 months to March.

## GCC & regional macroeconomics

**Kuwait:** Activity in the consumer sector continued to moderate in 1Q17, as the value of point-of-sale transactions grew by 7.1% y/y. Growth, while slower than the double-digit growth rates recorded in previous years, has held up relatively well thanks to steady growth in employment and wages. Household borrowing has also moderated in the last year, with growth in consumer debt easing to 6.7% y/y in March. (Chart 3.)

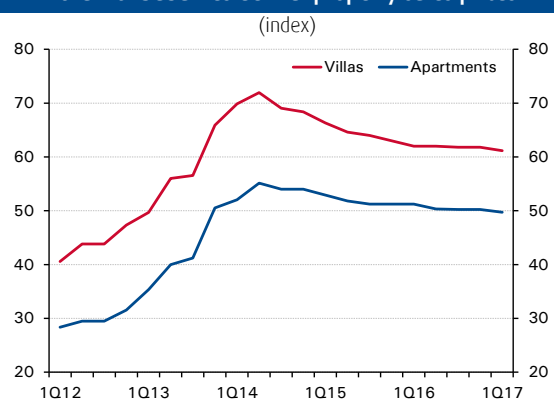
Consumer confidence improved in April, as the Ara index rose to 104, surpassing the 100 mark for the first time in nine months. The index, which has been on a downward trend for four years, fell more rapidly in 2016 after the government hiked fuel prices. It has since recovered somewhat, though the general index's 3-month average in April was still

**Chart 5: Saudi inflation**



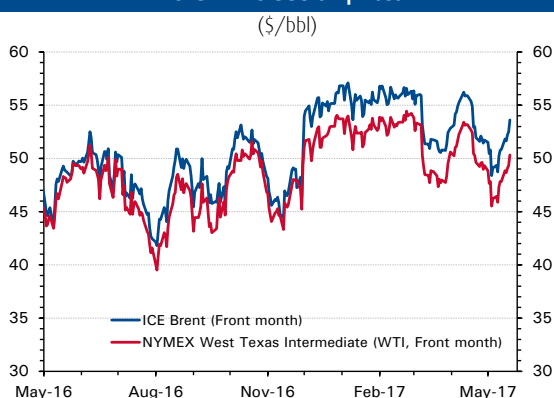
Source: GASTAT

**Chart 6: Dubai residential property sales prices**



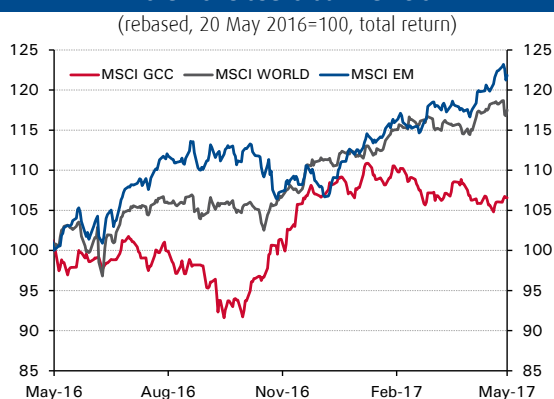
Source: Asteco

**Chart 7: Crude oil prices**



Source: Thomson Reuters Datastream

**Chart 8: Global stock markets**



Source: Thomson Reuters Datastream

down 2% y/y. The durable goods component has remained particularly weak, with the 3-month average down 9% y/y. (Chart 4.)

Listed companies saw strong growth in profits in 1Q17, boosted by the rally in local stocks during the quarter. The earnings of 136 companies rose by 20% y/y to KD 480 million. Continued weakness in non-investment income, particularly for consumer companies, reflected a more lackluster environment. The results appeared to have little impact on stock prices, as equities continued to slip in 2Q17.

The press published details of a proposed law to double Kuwait’s sovereign borrowing ceiling to KD 20 billion. The law would also permit the state to issue longer term debt (up to 30 years from the current 10 years). As of the end of April, the public debt stood at KD 6.6 billion, or an estimated 19% of GDP.

**Saudi Arabia:** President Trump’s visit to Saudi saw the signing of more than \$300 billion worth of agreements and contracts with the Kingdom. Saudi Aramco alone said it signed 16 accords with 11 companies valued at about \$50 billion. The Public Investment Fund (PIF), eager to increase its foreign as well as domestic investments, committed \$20 billion in infrastructure investments with the Blackstone Group. Honeywell, Exxon, General Electric and Lockheed Martin were among the most high profile of US companies to have concluded agreements with Saudi entities.

In a move to increase the transparency of fiscal policy, the Saudi Ministry of Finance (MoF) published its first ever set of quarterly fiscal data. The figures in 1Q17 showed the deficit narrowing to SR -26.2 billion (\$-7 billion) from SR -90 billion (\$-24 billion) a year earlier, thanks to higher revenues (+72% y/y) and lower expenses (-3% y/y). The rise in oil prices was the key factor in the increase in total revenues, with oil revenues jumping by 115% y/y (78% of total revenues), while on the expenditures side, the cancellation of public sector bonuses and allowances as well as wage freezes were largely behind the reduction in expenses. As a result, the deficit was half the 2017 budget’s pro-rata quarterly figure of SR 50 billion. It was thanks to these savings, the authorities explained, that the above cancelled bonuses and allowances were reinstated.

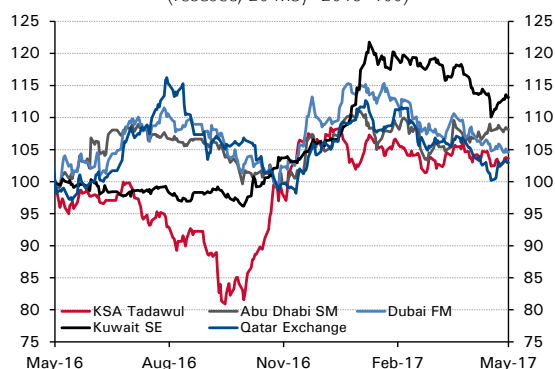
Inflation slowed further to -0.6% y/y in April—the fourth consecutive month that it has been in negative territory. (Chart 5.) Costs in the major CPI categories, such as food, housing and transportation, are either firmly in deflation territory (y/y) or heading that way. The absence of inflationary impulse is a reflection of continued, relatively weak non-oil economic activity.

The IMF, in its Article IV press release, noted the ‘good progress’ being made by the authorities in their efforts to stimulate the private sector. They also welcomed the improvement in fiscal policy transparency. The IMF believes that so long as the kingdom’s fiscal reforms are enacted and directed properly, including subsidy reductions, there is no need for the kingdom to rush to balance its budget by 2019, as it has targeted in its Fiscal balance Program (FBP); after all, it has a ‘strong financial asset position and low debt’.

**UAE:** Dubai’s residential property prices continued to stabilize, following almost two years of decline amid tighter regulations, higher housing supply and risk aversion. According to Asteco’s quarterly indexes, prices of apartments and villas in 1Q17 appeared steady, though they are down by 3.0% y/y and 1.3% y/y, respectively. (Chart 6.)

**Chart 9: GCC stock markets**

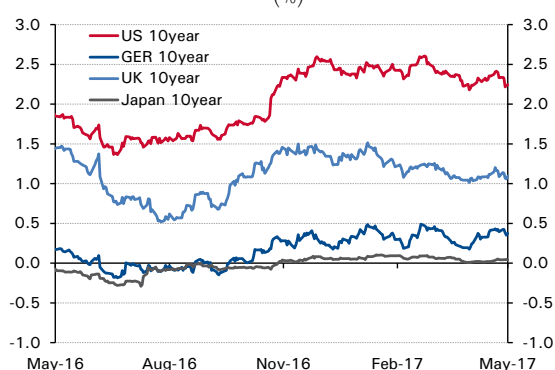
(rebased, 20 May 2016=100)



Source: Thomson Reuters Datastream

**Chart 10: Global bond yields**

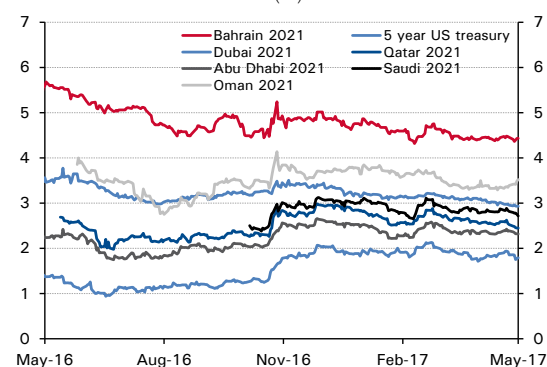
(%)



Source: Thomson Reuters Datastream

**Chart 11: GCC bond yields**

(%)



Source: Thomson Reuters Datastream

**Oman:** Oman has mandated banks for a seven-year US dollar sukuk. The sultanate plans to sell \$2 billion of Islamic bonds in May. Meanwhile, the IMF recently concluded its Article IV visit. It expects Omani economic growth to be flat in 2017, with its budget deficit coming in at 12% of GDP, which is in line with NBK's expectations.

## Markets – oil

Last week oil prices were boosted by pledges from both Saudi Arabia and its non-OPEC counterpart, Russia, to do 'whatever it takes' to reduce global crude stockpiles. Both countries backed prolonging the current 6-month output cut agreement for another 9-months. The extension to March 2018 was received positively by the markets, but much of that had already been factored in. A far bigger boost would have been forthcoming had the oil producers proposed deepening as well as extending the production cuts. There is an outside chance that this could still materialize at the 25 May official OPEC meeting. Brent and WTI closed on Friday more than 5% higher on the week at \$53.61/bbl and \$50.33/bbl, respectively. (Chart 7.)

## Markets – equities

Equity markets saw a worldwide sell-off as White House turmoil hit sentiment, though markets made up some their losses later in the week. The MSCI World retreated 0.6% on the week. Also, market volatility shot up following weeks of historically low levels. US equities retreated, with both the S&P 500 and DJIA dropping 0.4% w/w. European equities underperformed, with the Euro Stoxx 50 down 1.4% w/w. Emerging markets were also off with the MSCI EM down 0.5% w/w. (Chart 8.)

Regional markets held up relatively well, supported by the recovery in oil markets. The MSCI GCC index was up 0.5% w/w, though some markets closed down on the week. With earnings season now behind us, activity in regional markets is likely to slow especially heading towards Ramadan and the summer season. (Chart 9.)

## Markets – fixed income

Global government bond markets were rattled out of a period of prolonged calm following growing concern over Mr. Trump's administration. Investors are increasingly pricing-in the probability that in the short term Mr. Trump's pro-growth reform agenda will be hamstrung by various political setbacks. Federal funds futures reflected the latter, with investors now less certain about a rate hike in June. (Probability currently at 74% from a high of 88% 10 days ago.) As such, flight-to-safety trades dominated global bond markets late in the week, with 10-year US treasuries dropping 10 bps to settle at 2.23%, while 10-year Bunds shed 4 bps to reach 0.36%. (Chart 10.)

All GCC sovereign yields on bonds maturing in 2021, except for Oman, tracked US treasuries lower, to finish the week down between 2-10 bps. Oman, however, saw yields on its sovereign bonds increase following its downgrade to junk status by S&P last week. Oman's 2021 yield was up 13 bps to settle at 3.52%. Kuwait's 2022 bond was down on the week by 7 bps to trade at 2.57%. (Chart 11.)

## Head Office

**Kuwait**  
National Bank of Kuwait SAKP  
Abdullah Al-Ahmed Street  
P.O. Box 95, Safat 13001  
Kuwait City, Kuwait  
Tel: +965 2242 2011  
Fax: +965 2259 5804  
Telex: 22043-22451 NATBANK  
[www.nbk.com](http://www.nbk.com)

## International Network

**Bahrain**  
National Bank of Kuwait SAKP  
Zain Branch  
Zain Tower, Building 401, Road 2806  
Seef Area 428, P. O. Box 5290, Manama  
Kingdom of Bahrain  
Tel: +973 17 155 555  
Fax: +973 17 104 860

National Bank of Kuwait SAKP  
Bahrain Head Office  
GB Corp Tower  
Block 346, Road 4626  
Building 1411  
P.O. Box 5290, Manama  
Kingdom of Bahrain  
Tel: +973 17 155 555  
Fax: +973 17 104 860

**United Arab Emirates**  
National Bank of Kuwait SAKP  
Dubai Branch  
Latifa Tower, Sheikh Zayed Road  
Next to Crown Plaza  
P.O.Box 9293, Dubai, U.A.E  
Tel: +971 4 3161600  
Fax: +971 4 3888588

National Bank of Kuwait SAKP  
Abu Dhabi Branch  
Sheikh Rashed Bin Saeed  
Al Maktoom, (Old Airport Road)  
P.O.Box 113567, Abu Dhabi, U.A.E  
Tel: +971 2 4199 555  
Fax: +971 2 2222 477

**Saudi Arabia**  
National Bank of Kuwait SAKP  
Jeddah Branch  
Al Khalidiah District,  
Al Mukmal Tower, Jeddah  
P.O Box: 15385 Jeddah 21444  
Kingdom of Saudi Arabia  
Tel: +966 2 603 6300  
Fax: +966 2 603 6318

**Jordan**  
National Bank of Kuwait SAKP  
Amman Branch  
Shareef Abdul Hamid Sharaf St  
P.O. Box 941297, Shmeisani,  
Amman 11194, Jordan  
Tel: +962 6 580 0400  
Fax: +962 6 580 0441

**Lebanon**  
National Bank of Kuwait  
(Lebanon) SAL  
BAC Building, Justinien Street, Sanayeh  
P.O. Box 11-5727, Riad El-Solh  
Beirut 1107 2200, Lebanon  
Tel: +961 1 759700  
Fax: +961 1 747866

**Iraq**  
Credit Bank of Iraq  
Street 9, Building 187  
Sadoon Street, District 102  
P.O. Box 3420, Baghdad, Iraq  
Tel: +964 1 7182198/7191944  
+964 1 7188406/7171673  
Fax: +964 17170156

**Egypt**  
National Bank of Kuwait - Egypt  
Plot 155, City Center, First Sector  
5th Settlement, New Cairo  
Egypt  
Tel: +20 2 26149300  
Fax: +20 2 26133978

**United States of America**  
National Bank of Kuwait SAKP  
New York Branch  
299 Park Avenue  
New York, NY 10171  
USA  
Tel: +1 212 303 9800  
Fax: +1 212 319 8269

**United Kingdom**  
National Bank of Kuwait  
(International) Plc  
Head Office  
13 George Street  
London W1U 3QJ  
UK  
Tel: +44 20 7224 2277  
Fax: +44 20 7224 2101

National Bank of Kuwait  
(International) Plc  
Portman Square Branch  
7 Portman Square  
London W1H 6NA, UK  
Tel: +44 20 7224 2277  
Fax: +44 20 7486 3877

**France**  
National Bank of Kuwait  
(International) Plc  
Paris Branch  
90 Avenue des Champs-Elysees  
75008 Paris  
France  
Tel: +33 1 5659 8600  
Fax: +33 1 5659 8623

**Singapore**  
National Bank of Kuwait SAKP  
Singapore Branch  
9 Raffles Place # 44-01  
Republic Plaza  
Singapore 048619  
Tel: +65 6222 5348  
Fax: +65 6224 5438

**China**  
National Bank of Kuwait SAKP  
Shanghai Representative Office  
Suite 1003, 10th Floor, Azia Center  
1233 Lujiazui Ring Road  
Shanghai 200120, China  
Tel: +86 21 6888 1092  
Fax: +86 21 5047 1011

## NBK Capital

**Kuwait**  
NBK Capital  
38th Floor, Arraya II Building, Block 6  
Shuhada'a street, Sharq  
PO Box 4950, Safat, 13050  
Kuwait  
Tel: +965 2224 6900  
Fax: +965 2224 6904 / 5

**United Arab Emirates**  
NBK Capital Limited - UAE  
Precinct Building 3, Office 404  
Dubai International Financial Center  
Sheikh Zayed Road  
P.O. Box 506506, Dubai  
UAE  
Tel: +971 4 365 2800  
Fax: +971 4 365 2805

## Associates

**Turkey**  
Turkish Bank  
Valikonagl CAD. 7  
Nisantasi, P.O. Box. 34371  
Istanbul, Turkey  
Tel: +90 212 373 6373  
Fax: +90 212 225 0353