

## Oil markets

# OPEC extends output cuts for 9 months but oil prices remain in the doldrums

### Highlights

- Oil prices back below \$50/bbl as markets remain unfazed by 9-month OPEC output cut extension, and reiteration of Saudi-Russian oil supply management in 2018.
- Sentiment remains bearish and focused on US shale gains, despite signs that global and US crude stocks are declining, albeit slowly.
- US crude production reached 9.3 mb/d at the end of May, up 6.5% in 2017.
- Market is currently in supply deficit territory, according to the IEA.

### Oil prices on the back foot despite OPEC output cut extension

Surveying the oil markets at the start of May, when prices were under pressure and ranging between \$49-\$51 per barrel (bbl), OPEC ministers could be forgiven for believing that a decision to extend their 6-month production cut agreement for an additional 9 months, to March 2018, would be just the prescription to boost the oil price. After all, the agreement achieved a surprisingly high level of compliance, removing almost 1.8 mb/d of crude from the oil market as it nudged it towards a new balance. By the end of the month, however, it was clear that the markets were following a different script, oil prices were on the back foot and OPEC was looking vexed.

Brent dipped below the symbolic \$50 floor to \$49.75/bbl on 2 June, while WTI dropped to \$47.7/bbl. Both price markers have just posted 2 consecutive weeks of losses and were down by around 12% year-to-date. (Chart 1.)

Oil's reversal prompted the Saudi and Russian ministers recently to reaffirm their pledge to bring global crude stocks down to 5-year average levels and to reiterate their commitment to further manage the oil supply after the expiration of their current output cut agreement, in March 2018. But the markets appear immune to the bullish rhetoric, even while supplies are tightening and global and US crude inventories, whose stubbornly high levels were the source of much of the markets' anxieties, are indeed finally beginning to fall. OECD commercial crude and petroleum products stocks declined for the second consecutive month in March, by 32.9 million barrels to 3.03 billion barrels, the International Energy Agency (IEA) estimated in its May report. (Chart 2.)

While over in the US, commercial crude inventories recorded their steepest decline since December 2016 last week in late May, falling by 6.4 million barrels amid record refinery runs and lower US imports. (Chart 3.) Indeed, crude stocks in the US have been declining for 8 consecutive weeks, but markets are paying little attention.

Instead, they appear to be primarily focused on the US shale story and the reality that whatever OPEC removes from the markets, shale

Chart 1: Crude oil prices

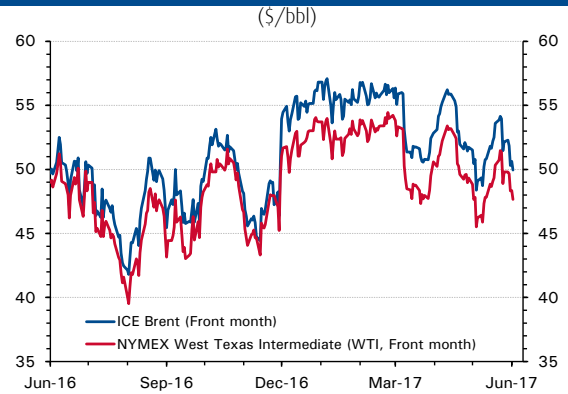


Chart 2: OECD commercial crude and product stocks

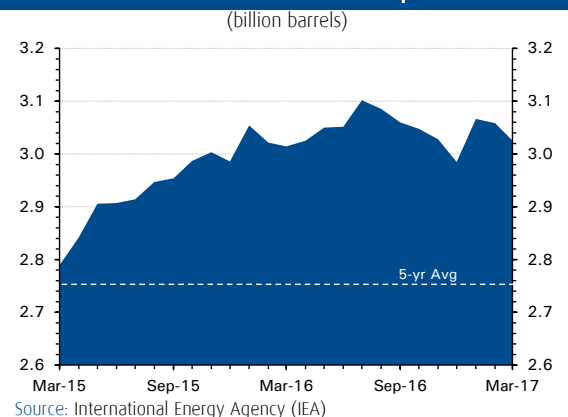
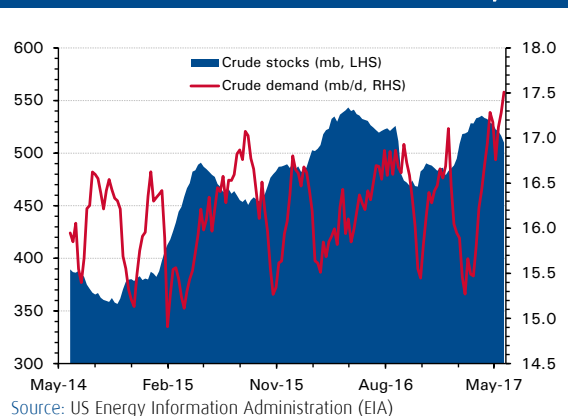


Chart 3: US commercial crude stocks and refinery runs



producers are slowly putting back. The head of Russia's largest oil producer, Rosneft, conceded as much last week when he raised the prospect of US oil companies adding as much as 1.5 mb/d to global supplies within the next year. If realized, this increase would offset more than two thirds of the crude that OPEC and non-OPEC producers are clearing from the market—a sobering thought.

Such is the resurgence of US crude output—production reached 9.3 mb/d by the end of May, 11% higher than the low recorded last July—that both OPEC and the IEA have had to repeatedly revise their own estimates of US growth upwards for this year. (Chart 4.) The IEA's latest forecast has US crude supply increasing by an average of 790,000 b/d in 2017, up 100,000 b/d from its previous report, while OPEC projects US crude rising by 600,000 b/d by the end of the year.

### OPEC achieves a commendable compliance rate as production cuts are extended for an additional 9 months

OPEC, for its part, has tried its best to reassure the markets, promising to do "whatever it takes" to accelerate the drawdown of excess global crude stocks and bring the market to a swift balance. OPEC production in April, according to secondary sources, fell below its target level of 31.75 mb/d to 31.73 mb/d for the first time, achieving a compliance rate of 107%. (Charts 5 & 6.) While the UAE finally met its output cut pledge in April, and Iraq inched closer to its quota, declines in Libya and modest supply gains in Nigeria, two countries exempt from the output cut accords, have undoubtedly helped the group attain its aggregate production target. Things may be more complicated over the coming months, with both those countries expected to raise production.

This, along with the above mentioned US shale gains, is part of the reason why the markets were underwhelmed by the 9-month extension; deeper cuts would have had, in hindsight, a more profound effect on market sentiment.

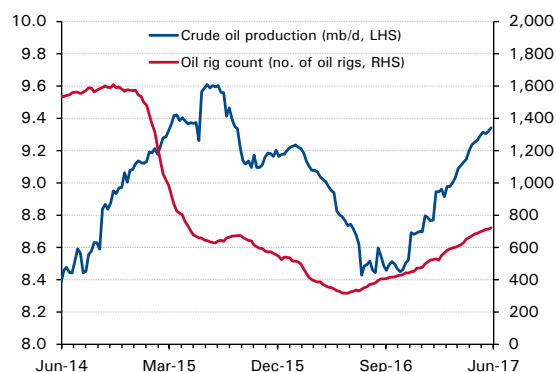
### Market rebalancing firmly underway

Nevertheless, market rebalancing is underway, with the IEA reporting that the demand/supply balance is expected to end 2Q17 firmly in supply deficit territory. (Chart 7.) Crude demand is expected to peak in 3Q17, which should see surplus crude stocks drawn down at a faster rate.

For 2017 as a whole, the IEA sees demand growing by 1.3 mb/d to 97.9 mb/d, which is a slower rate of growth than 2016's increase of 1.7 mb/d.

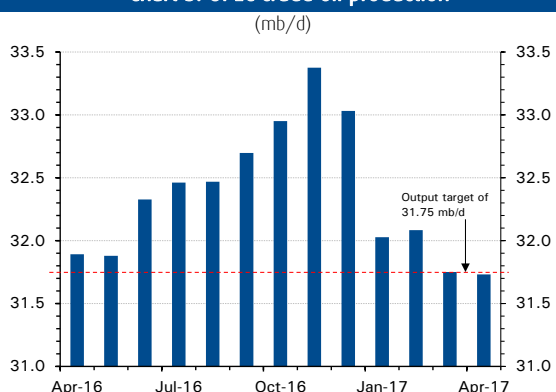
In the end, while the market's attention has been focused almost exclusively on the supply side of the equation, demand will need to remain robust for oil prices to firm up.

**Chart 4: US crude oil production and rig counts**



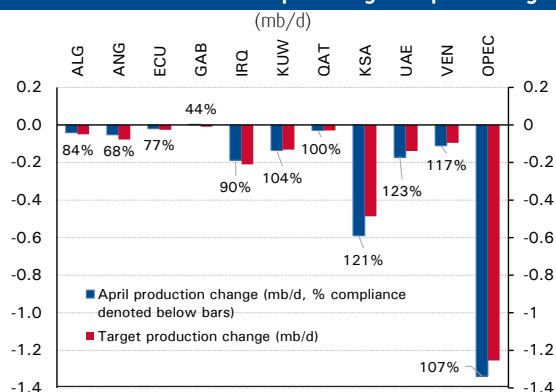
Source: US Energy Information Administration (EIA), Baker Hughes

**Chart 5: OPEC crude oil production**



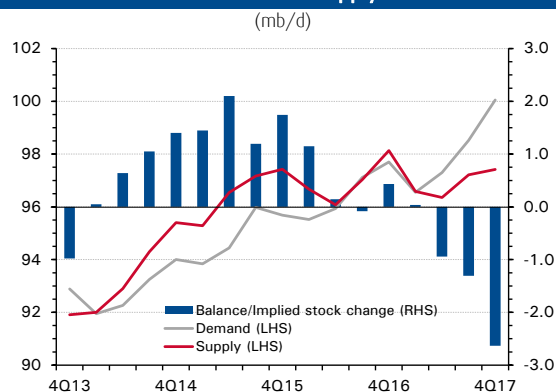
Source: OPEC (secondary sources)

**Chart 6: OPEC member\* output change in April vs. target**



Source: OPEC; \* those members required to cut output

**Chart 7: Balance of crude supply and demand**



Source: IEA; \*assumes OPEC production cut target attained and extended

## Head Office

**Kuwait**  
National Bank of Kuwait SAKP  
Abdullah Al-Ahmed Street  
P.O. Box 95, Safat 13001  
Kuwait City, Kuwait  
Tel: +965 2242 2011  
Fax: +965 2259 5804  
Telex: 22043-22451 NATBANK  
www.nbk.com

## International Network

**Bahrain**  
National Bank of Kuwait SAKP  
Zain Branch  
Zain Tower, Building 401, Road 2806  
Seef Area 428, P. O. Box 5290, Manama  
Kingdom of Bahrain  
Tel: +973 17 155 555  
Fax: +973 17 104 860

National Bank of Kuwait SAKP  
Bahrain Head Office  
GB Corp Tower  
Block 346, Road 4626  
Building 1411  
P.O. Box 5290, Manama  
Kingdom of Bahrain  
Tel: +973 17 155 555  
Fax: +973 17 104 860

**United Arab Emirates**  
National Bank of Kuwait SAKP  
Dubai Branch  
Latifa Tower, Sheikh Zayed Road  
Next to Crown Plaza  
P.O.Box 9293, Dubai, U.A.E  
Tel: +971 4 3161600  
Fax: +971 4 3888588

National Bank of Kuwait SAKP  
Abu Dhabi Branch  
Sheikh Rashed Bin Saeed  
Al Maktoom, (Old Airport Road)  
P.O.Box 113567, Abu Dhabi, U.A.E  
Tel: +971 2 4199 555  
Fax: +971 2 2222 477

**Saudi Arabia**  
National Bank of Kuwait SAKP  
Jeddah Branch  
Al Khalidiah District,  
Al Mukmal Tower, Jeddah  
P.O Box: 15385 Jeddah 21444  
Kingdom of Saudi Arabia  
Tel: +966 2 603 6300  
Fax: +966 2 603 6318

**Jordan**  
National Bank of Kuwait SAKP  
Amman Branch  
Shareef Abdul Hamid Sharaf St  
P.O. Box 941297, Shmeisani,  
Amman 11194, Jordan  
Tel: +962 6 580 0400  
Fax: +962 6 580 0441

**Lebanon**  
National Bank of Kuwait  
(Lebanon) SAL  
BAC Building, Justinien Street, Sanayeh  
P.O. Box 11-5727, Riad El-Solh  
Beirut 1107 2200, Lebanon  
Tel: +961 1 759700  
Fax: +961 1 747866

**Iraq**  
Credit Bank of Iraq  
Street 9, Building 187  
Sadoon Street, District 102  
P.O. Box 3420, Baghdad, Iraq  
Tel: +964 1 7182198/7191944  
+964 1 7188406/7171673  
Fax: +964 1 7170156

**Egypt**  
National Bank of Kuwait - Egypt  
Plot 155, City Center, First Sector  
5th Settlement, New Cairo  
Egypt  
Tel: +20 2 26149300  
Fax: +20 2 26133978

**United States of America**  
National Bank of Kuwait SAKP  
New York Branch  
299 Park Avenue  
New York, NY 10171  
USA  
Tel: +1 212 303 9800  
Fax: +1 212 319 8269

**United Kingdom**  
National Bank of Kuwait  
(International) Plc  
Head Office  
13 George Street  
London W1U 3QJ  
UK  
Tel: +44 20 7224 2277  
Fax: +44 20 7224 2101

National Bank of Kuwait  
(International) Plc  
Portman Square Branch  
7 Portman Square  
London W1H 6NA, UK  
Tel: +44 20 7224 2277  
Fax: +44 20 7486 3877

**France**  
National Bank of Kuwait  
(International) Plc  
Paris Branch  
90 Avenue des Champs-Elysees  
75008 Paris  
France  
Tel: +33 1 5659 8600  
Fax: +33 1 5659 8623

**Singapore**  
National Bank of Kuwait SAKP  
Singapore Branch  
9 Raffles Place # 44-01  
Republic Plaza  
Singapore 048619  
Tel: +65 6222 5348  
Fax: +65 6224 5438

**China**  
National Bank of Kuwait SAKP  
Shanghai Representative Office  
Suite 1003, 10th Floor, Azia Center  
1233 Lujiazui Ring Road  
Shanghai 200120, China  
Tel: +86 21 6888 1092  
Fax: +86 21 5047 1011

## NBK Capital

**Kuwait**  
NBK Capital  
38th Floor, Arraya II Building, Block 6  
Shuhada'a street, Sharq  
PO Box 4950, Safat, 13050  
Kuwait  
Tel: +965 2224 6900  
Fax: +965 2224 6904 / 5

**United Arab Emirates**  
NBK Capital Limited - UAE  
Precinct Building 3, Office 404  
Dubai International Financial Center  
Sheikh Zayed Road  
P.O. Box 506506, Dubai  
UAE  
Tel: +971 4 365 2800  
Fax: +971 4 365 2805

## Associates

**Turkey**  
Turkish Bank  
Valikonagl CAD. 7  
Nisantasi, P.O. Box. 34371  
Istanbul, Turkey  
Tel: +90 212 373 6373  
Fax: +90 212 225 0352