

Watani KD Money Market Fund II

Fact Sheet - January 2025



NAV
KWD 1.219820

Fund Structure

Open-ended

Currency

Kuwaiti Dinar

Inception Date

20th April 2014

Minimum Investment

KD 1,000 and increments of KD 10 thereafter

Subscription Period

Weekly

Redemption Period

Weekly

Dealing Deadline

Mondays, at 11:59 PM

Fees (Annual)

Management: Up to 1.00% p.a.

Investment Controller and Custodian each receive a Minimum KD 25,000 p.a. and according to the following tranches:

0.05% of NAV up to KD15 million

0.035% of NAV between KD15 – KD25 million

0.02% of NAV above KD25 million

Fund Manager

Watani Investment Company K.S.C.C.

External Auditor

Mr. Safi Al Mutawa -

KPMG Al-Qenae & Partners

Investment Controller

Kuwait Clearing Company K.S.C.

Custodian and Registrar

Kuwait Clearing Company K.S.C

Fund Regulator

Capital Markets Authority - Kuwait

Executive Committee

Shadi Khadder, CFA, FRM | Rana Atallah, CFA

Khalil Salame, CFA | Ali Sarab

Yousef Al-Abdullah | Amanda Ghannam CFA

Objective and Strategy

Watani KD Money Market Fund II is an open-ended money market fund incorporated in Kuwait, licensed and supervised by the Capital Market Authority of Kuwait. The primary aim of the fund is to enable investors to gain exposure to money market investments. The Fund seeks to generate returns above KD deposit rates. The objective is achieved through capital appreciation with a low level of risk and high level of liquidity by providing its investors exposure to high quality, diversified and highly liquid instruments including but not limited to bank deposits (or their equivalent under Islamic Banking), bonds, sukuk, certificates of deposit and repurchase agreements.

Fund Performance

Fund	Cumulative								Annualized				
	1M	3M	6M	YTD	1 Yr	3 Yrs	5 Yrs	SI*	YTD	1 Yrs	3 Yrs	5 Yrs	SI*
Fund	0.25%	0.75%	1.52%	0.25%	3.34%	9.66%	12.16%	21.98%	3.03%	3.34%	3.12%	2.32%	1.86%

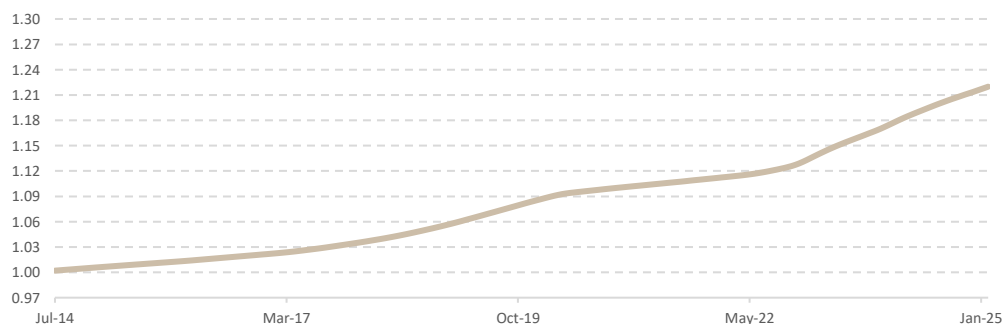
*SI = Since Inception date 29-APR-2014

Annual Performance

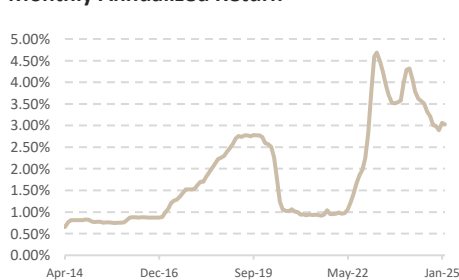
Fund	2017	2018	2019	2020	2021	2022	2023	2024	Last 3 Financial Yrs
Fund	1.30%	2.05%	2.73%	1.45%	0.95%	1.75%	4.00%	3.45%	9.47%

Source: Fund Manager based on the Investment Controller valuation

NAV Since Inception



Monthly Annualized Return



Fund's Attributes

Annualized Standard Deviation	0.3%
Weekly Annualized Yield	3.0%
Monthly Annualized Yield	3.0%
W.A. Duration (Days)	131

Investment Features and Risk

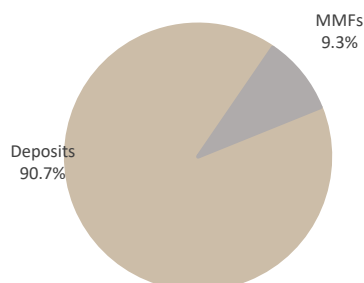
- There is risk inherent in all investments, and the Fund's investments are subject to normal market fluctuations.
- There are no guarantees that the investment value will appreciate. Diversification of investments is used to minimize risk.
- Unitholders should be aware of the risks associated with investing in money markets, these include liquidity risk, inflation risks, interest rates, in addition to risks associated with the underlying economy, all of which can affect the Fund's performance and investment value.

Fund Manager Contacts

NBK Tower, Jaber Al-Mubarak & AlShuhada Street, Floor 34, Block 7, Plot 6, Sharq, Kuwait
P.O. Box 4950 Safat, 13050 Kuwait
Tel: +965 2224 6901
NBK-FundAdministration@nbkwealth.com

Disclaimer: Performance data and other information contained herein are unaudited. Past performance is no guarantee for future return and is not necessarily an indicator of future performance. The value of units can go up as well as down due to market conditions and economic, political and other factors and the investor may recover lower amount than that invested. It is possible that the assets of the Fund denominated in foreign currencies be exposed to fluctuations in the value of the units against the currency of the Fund. Some statements included express opinions that should not be construed as a financial advice. The Articles of Association is available on www.nbk.com and www.nbkwealth.com and the most recent financial reports can be obtained through the Fund Manager. This Fact Sheet is intended only for informational and marketing purposes and does not seek to make any recommendation to investors. The Fund Manager indicates that no necessary information undertaking on the investment subject of this Fact Sheet has been omitted.

Asset Allocation



Maturity Distribution

