A large, stylized graphic of a globe dominates the background. The globe is rendered in shades of red and blue, with white grid lines representing latitude and longitude. The globe is tilted, showing the Middle East and parts of Africa and Europe. The overall design is modern and professional.

National Bank of Kuwait
Investor Presentation
1Q / 1H 2020 Earnings Call

Disclaimer

THE INFORMATION SET OUT IN THIS PRESENTATION AND PROVIDED IN THE DISCUSSION SUBSEQUENT THERETO DOES NOT CONSTITUTE AN OFFER OR SOLICITATION OF AN OFFER TO BUY OR SELL SECURITIES. IT IS SOLELY FOR USE AT AN INVESTOR PRESENTATION AND IS PROVIDED AS INFORMATION ONLY. THIS PRESENTATION DOES NOT CONTAIN ALL OF THE INFORMATION THAT IS MATERIAL TO AN INVESTOR. This presentation has been prepared by (and is the sole responsibility of) National Bank of Kuwait S.A.K.P. (the “Bank”).

The information herein may be amended and supplemented and may not as such be relied upon for the purposes of entering into any transaction. This presentation may not be reproduced (in whole or in part), distributed or transmitted to any other person without the Bank's prior written consent.

The information in this presentation and the views reflected therein are those of the Bank and are subject to change without notice. All projections, valuations and statistical analyses are provided to assist the recipient in the evaluation of the matters described herein. They may be based on subjective assessments and assumptions and may use one among alternative methodologies that produce different results and, to the extent that they are based on historical information, they should not be relied upon as an accurate prediction of future performance. These materials are not intended to provide the basis for any recommendation that any investor should subscribe for or purchase any securities.

This presentation does not disclose all the risks and other significant issues related to an investment in any securities/transaction.

Past performance is not indicative of future results. National Bank of Kuwait is under no obligation to update or keep current the information contained herein. No person shall have any right of action against the Bank or any other person in relation to the accuracy or completeness of the information contained in this presentation. No person is authorised to give any information or to make any representation not contained in and not consistent with this presentation, and, if given or made, such information or representation must not be relied upon as having been authorised by or on behalf of the Bank.

This presentation does not constitute an offer or an agreement, or a solicitation of an offer or an agreement, to enter into any transaction (including for the provision of any services). No assurance is given that any such transaction can or will be arranged or agreed.

Certain statements in this presentation may constitute forward-looking statements. These statements reflect the Bank's expectations and are subject to risks and uncertainties that may cause actual results to differ materially and may adversely affect the outcome and financial effects of the plans described herein. You are cautioned not to rely on such forward-looking statements. The Bank does not assume any obligation to update its view of such risks and uncertainties or to publicly announce the result of any revisions to the forward-looking statements made herein.

Contents

Section 1

Group CEO Opening Remarks

Section 2

Financial Performance 1Q / 1H 2020

Section 3

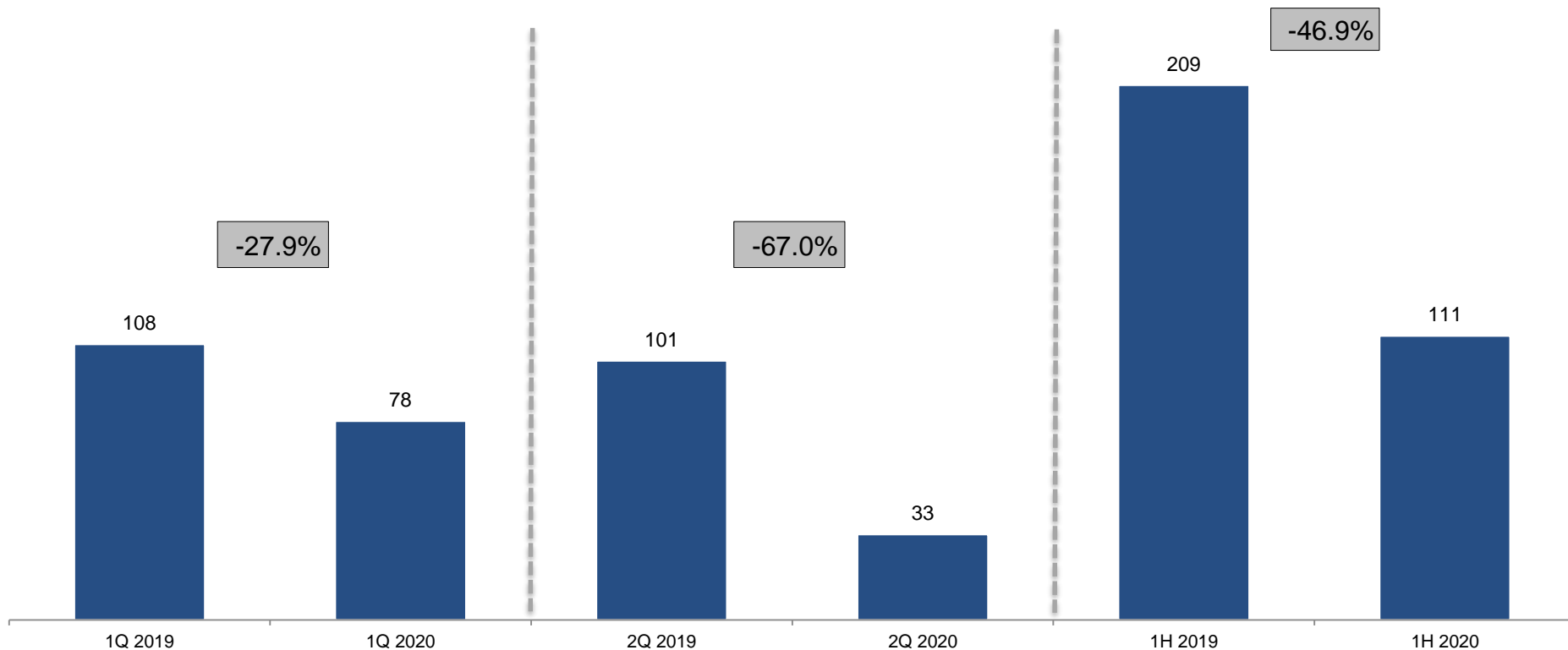
Appendix

Section 4

Questions

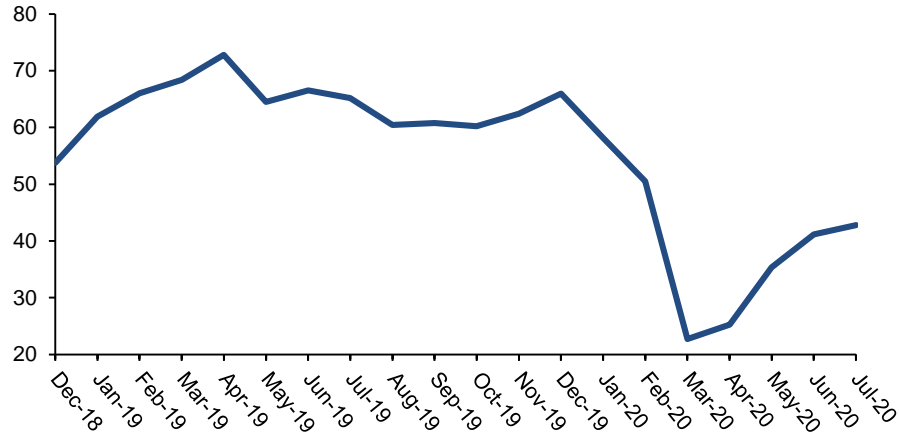
NBK Profitability (KWD mn)

Net attributable Profit

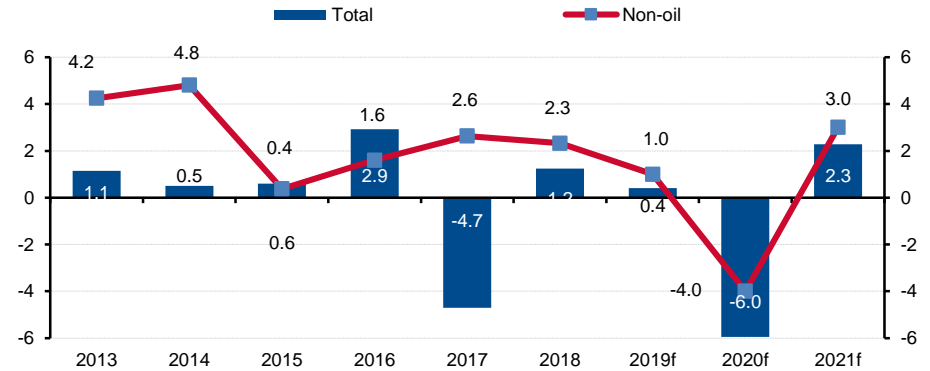


Key Economic Highlights

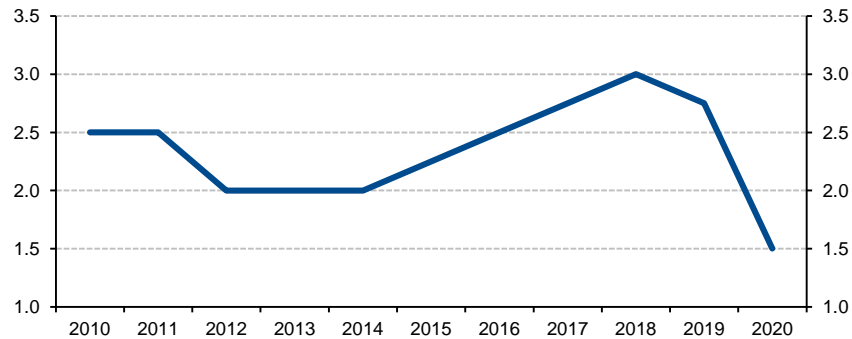
Brent Price (\$/bp)



Real GDP (% y/y)



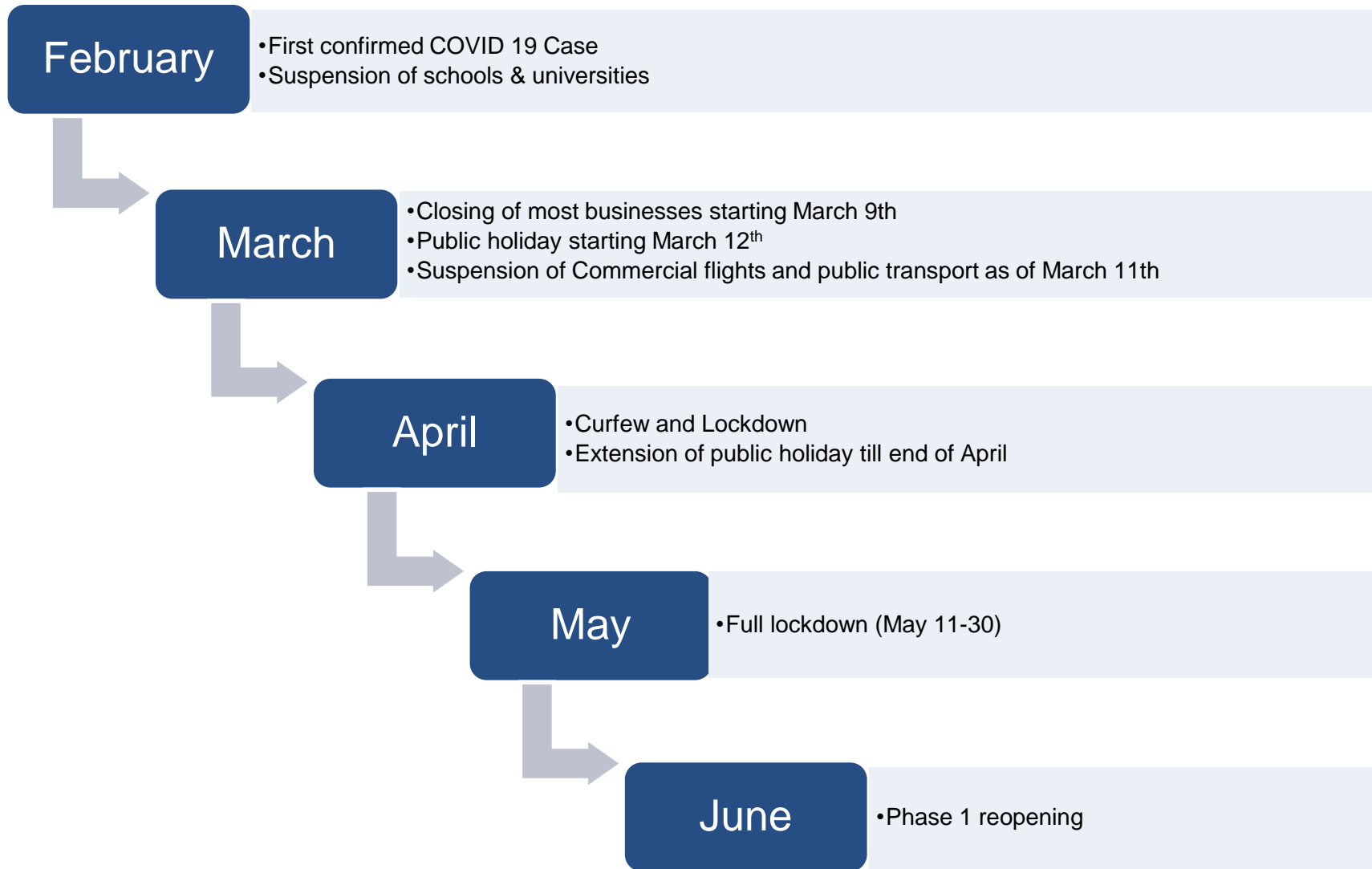
Development of the Discount rate (% end year²)



Key sovereign ratings

Key Indicators	2019	2020
Moody's	Aa3 (Stable)	Aa3 (Rating under Review)
Standard and Poor's	A+ (Stable)	A (Negative)
Fitch Ratings	AA- (Stable)	AA- (Stable)

COVID19 outbreak timeline



Strong capacity to absorb COVID19 impact

NBK Credit Ratings

Rating Agency	LT Rating	Standalone Rating	Outlook
MOODY'S	Aa3	a3	RUR
STANDARD & POOR'S	A	a-	Stable
FitchRatings	AA-	a-	Stable

Financial snapshot

KWD million	2017	2018	2019
Net Operating Income	823	883	896
Net Profit attributable	322	371	401
NPL Ratio (%)	1.42%	1.38%	1.10%
Loan Loss Coverage Ratio (%)	287.5%	228.1%	272.2%
Return on Average Equity (%)	10.8%	12.0%	12.3%
Tier 1 Ratio (%)	15.8%	15.3%	15.9%
Capital Adequacy Ratio (%)	17.8%	17.2%	17.8%

NBK's strategy

Defend and Grow Leadership Position in Kuwait

Maintain excellence and market leadership position, to expand market shares and to maintain discipline in managing both risks and costs

✓ Corporate Banking

- The Bank aims to (i) remain the primary banker for the leading local companies whilst continuing to be active in the mid-market sector;(ii) remain the bank of choice for foreign companies and continuing to serve at least 75% of those companies and (iii) maintain its current market share in trade finance (over 30%). To achieve the above, NBK will leverage off its different services, expand its coverage and broaden the range of products and services offered.

✓ Consumer Banking

- NBK intends to expand its consumer customer base by focusing on profitable consumer segments (such as the affluent and mass affluent segments) and by attracting new clients such as the SMEs.
- Through the above, the Bank aims to maintain its leadership position, maintain its focus on delivery of superior customer service experience and achieve the lowest cost of funds among Kuwaiti conventional banks.

✓ Private Banking

- Within the private banking sector, NBK aims to continue to provide a unique proposition to high net worth clients in collaboration with its investment arm. NBK also aims to provide superior customer service through its highly experienced bankers. The Bank also aims to leverage off its existing brand and experience (particularly in Switzerland) to provide access to leading funds and broaden its product portfolio.

Geographical, and product and service diversification

Includes expanding regional presence, establishing an Islamic banking franchise and building a leading regional investment bank.

✓ Expand Regional Presence

- The Bank's geographic diversification strategy is to leverage its fundamental strengths and capabilities, including its international reach and strong regional relationships, to build a regional platform and support growth in key markets.
- NBK focuses on markets identified to have long-term potential through a combination of high growth economies, sound demographic trends and opportunities aligned with the Bank's competitive advantages.

✓ Establish an Islamic Franchise

- The Bank's strategy, in relation to its Islamic subsidiary, is to differentiate it from other domestic Islamic banks through a clear focus on high net worth and affluent clients and large and mid-market corporate customers.

✓ Build Regional Investment Bank

- NBK looks to establish its business as a leading regional investment banking, asset management, brokerage and research operation and to leverage the Group's strong regional position to cross sell these products across the MENA region.

Key strengths

High credit ratings and among the top brand values regionally

- NBK has one of the highest credit ratings in the MENA region
- Ranked amongst the 50 safest banks in the world by Global Finance, named most valuable banking brand in Kuwait and among the top 10 in the Middle East by Brand Finance

Largest banking group in Kuwait with dominant market position

- As at 31 December 2019, the Bank was the largest bank in Kuwait in terms of total assets, loans and customer deposits. In addition, the Bank enjoys a dominant market share across its business segments
- NBK also has one of the largest and most diversified distribution networks

Sound and consistent financial performance

- Long history of profitability, even throughout the global financial crisis
- Excellent asset quality with an NPL ratio standing at 1.10% at end-2019
- Strong liquidity serving as a buffer in times of need

Stable shareholder base and strong management team

- Established in 1952 by a group of leading Kuwaiti merchants and has retained the same core shareholder base since
- NBK's stable shareholder base is complemented by a strong and stable Board of Directors and a long-serving executive team with in-depth experience



Only banking group in Kuwait to provide both conventional and Islamic banking

- Following its consolidation of Boubyan Bank in 2012, NBK became the only banking group in Kuwait to offer both conventional and Islamic banking services
- This has allowed the Bank to leverage off the opportunities across both markets, particularly given the growing importance of Islamic Finance in Kuwait

A strong regional and international network

- Operations in 15 countries, 9 of which are in the MENA region.
- The Bank continues to explore opportunities to expand geographically with a primary focus on further strengthening operations in MENA region

Strong investment banking capability

- NBK conducts its investment banking and asset management business through its subsidiary, Watani Investment Company K.S.C.C. (Known as NBK Capital)

Contents

Section 1

Group CEO Opening Remarks

Section 2

Financial Performance 1Q / 1H 2020

Section 3

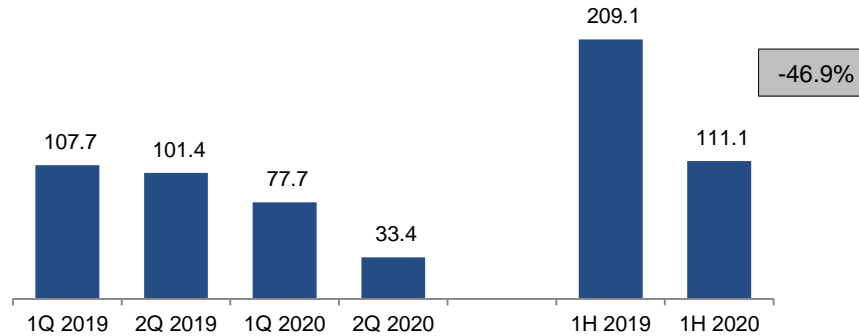
Appendix

Section 4

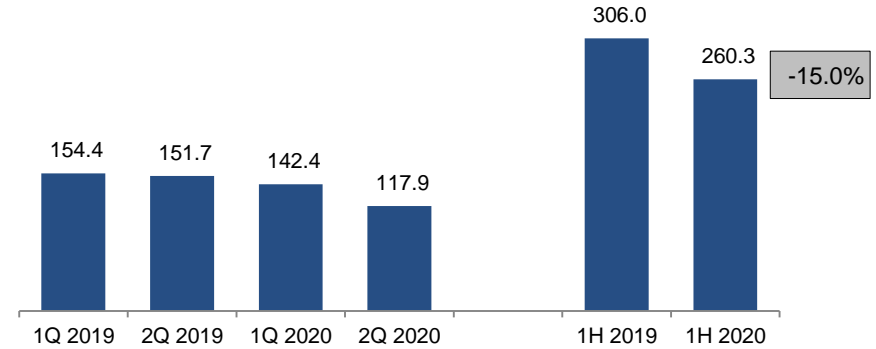
Questions

Operating Performance 1H 2020

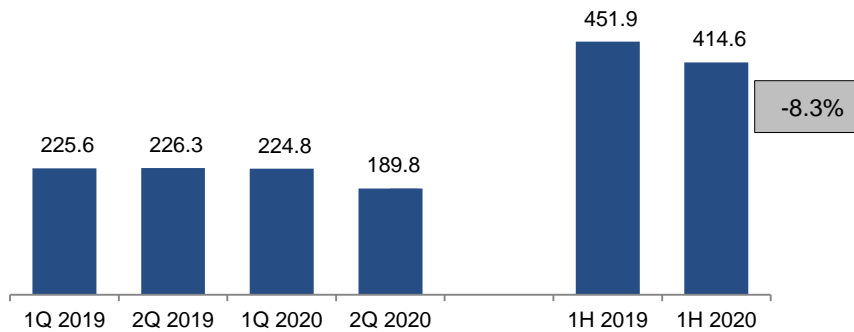
Net Profit (KDm)



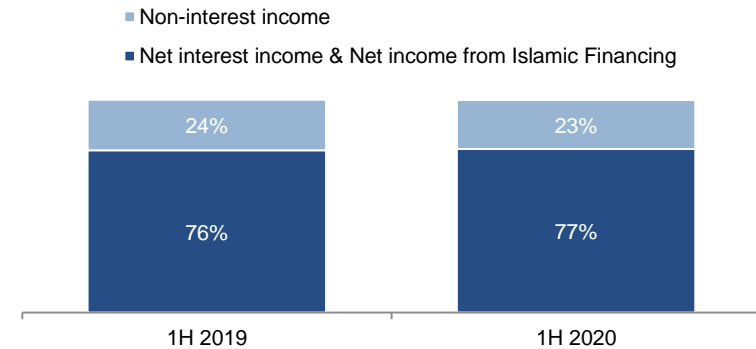
Operating Surplus (KDm)



Operating Income (KDm)

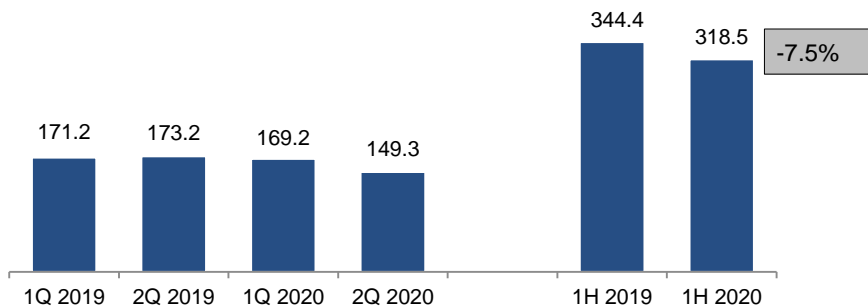


Operating Income

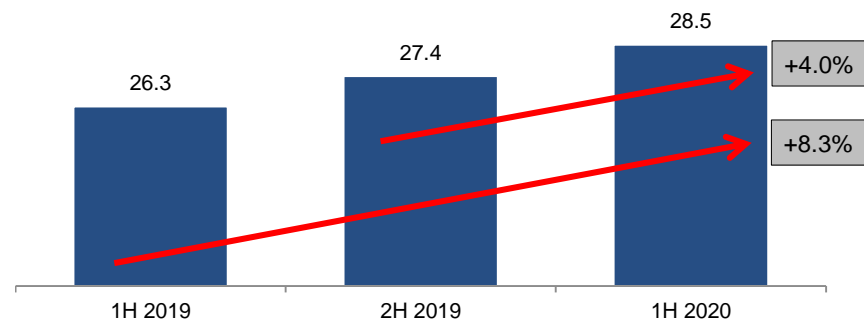


Operating Performance 1H 2020

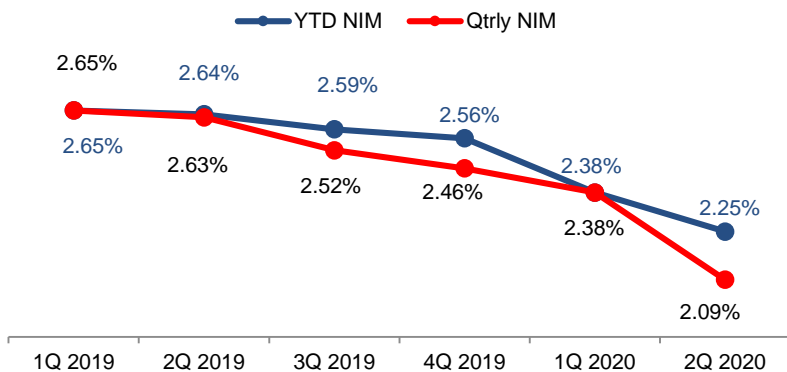
Net Interest Income (KDM)



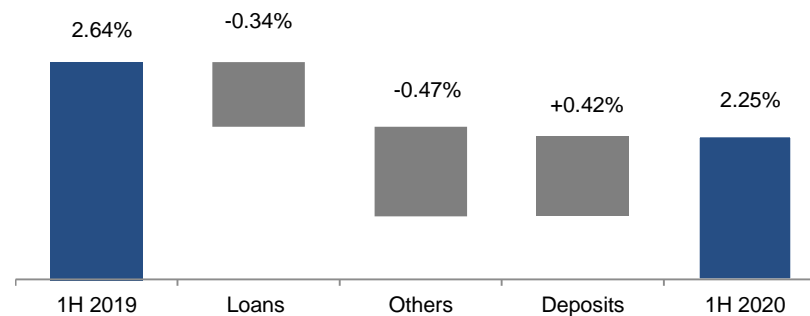
Average Interest Earning Assets (KDbn)



Net Interest Margin*



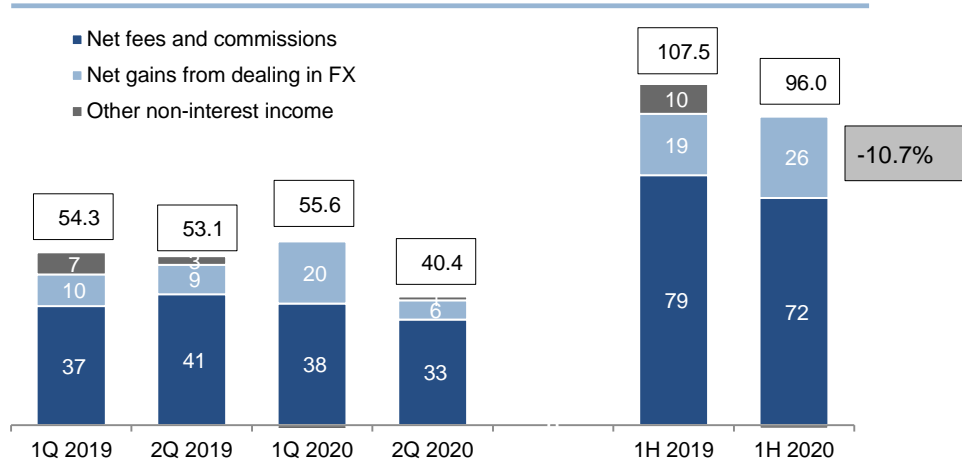
Net Interest Margin drivers



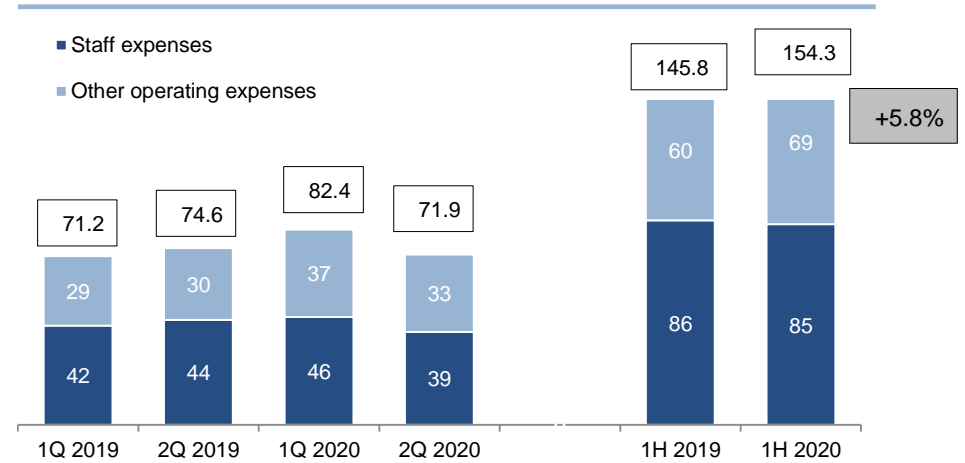
*Above includes net interest income and net income from Islamic Financing

Operating Performance 1H 2020

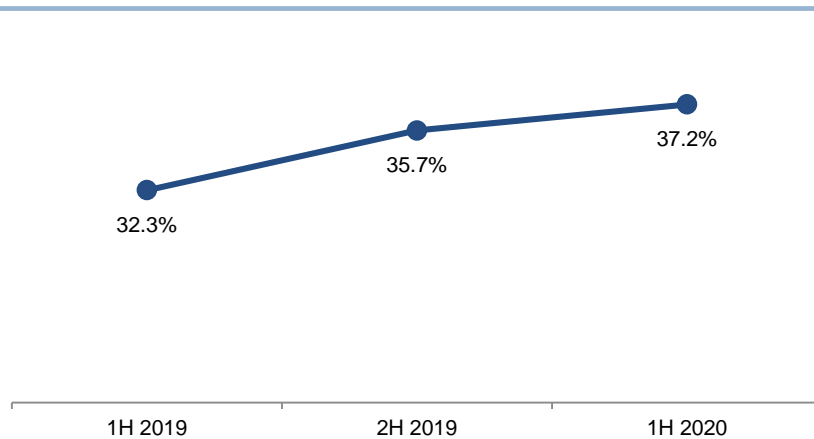
Non-interest income (KDm)



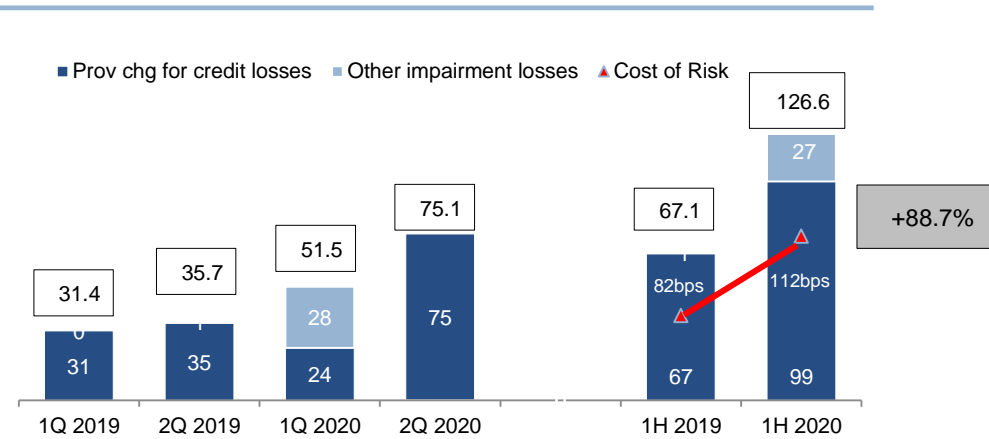
Operating Expenses (KDm)



Cost to Income ratio

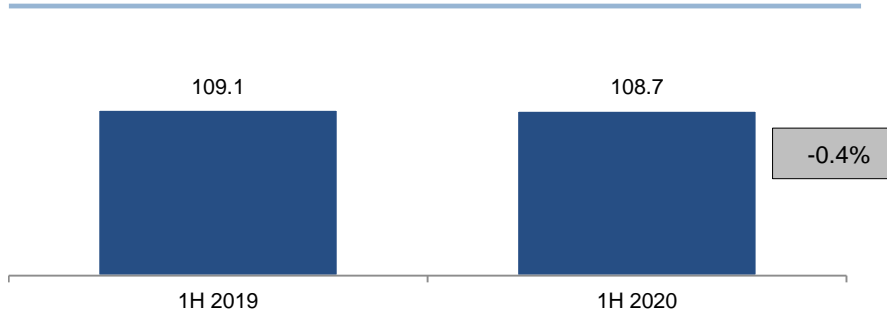


Provisions and Impairments (KDm)

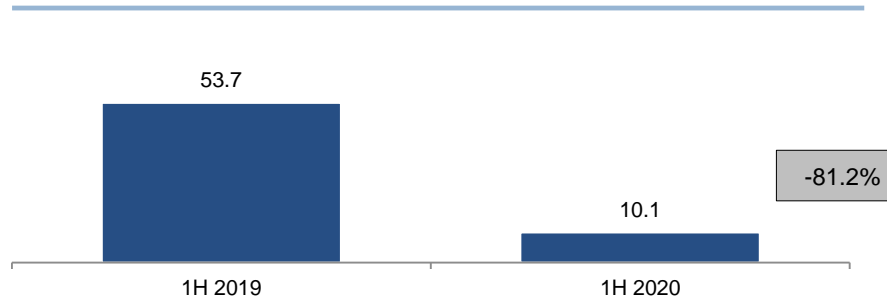


Operating Performance 1H 2020

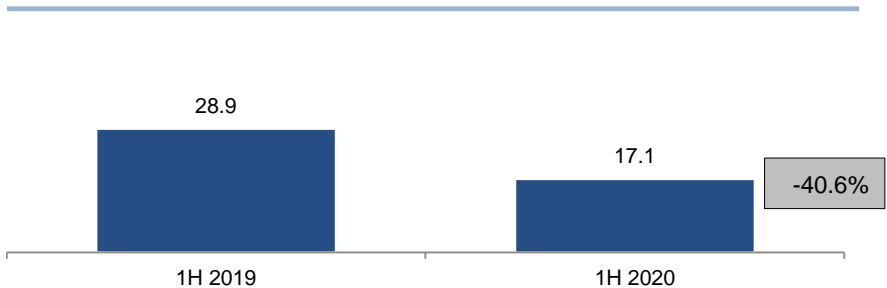
Operating Income (KDm) - International



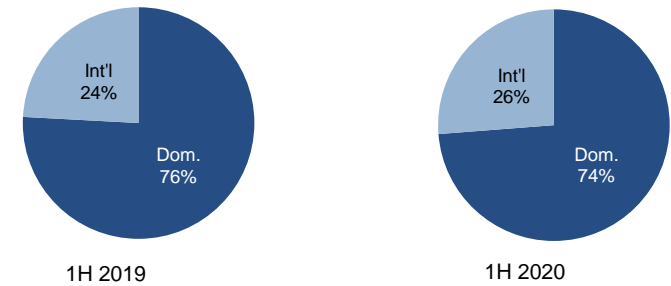
Net profit (KDm) - International



Net profit (KDm) - Boubyan Bank



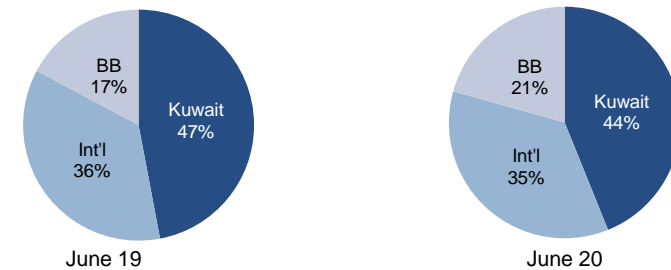
Operating Income (KDm)



Net Profit (KDm)

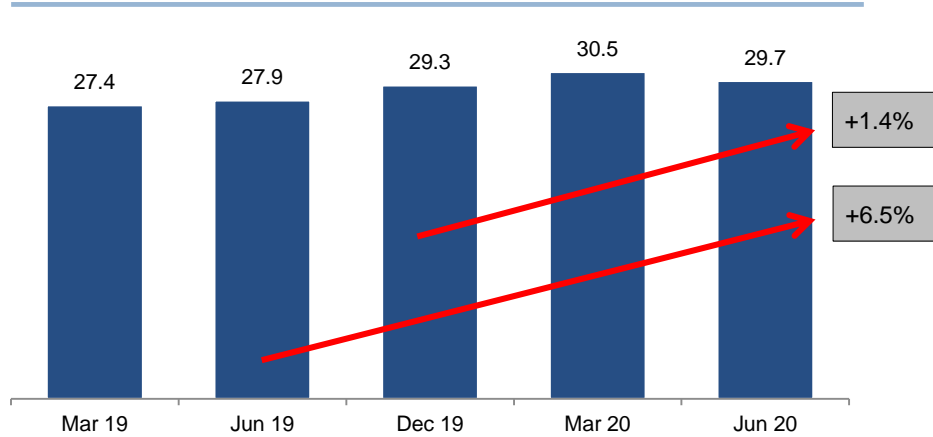


Total Assets (KD'bn)

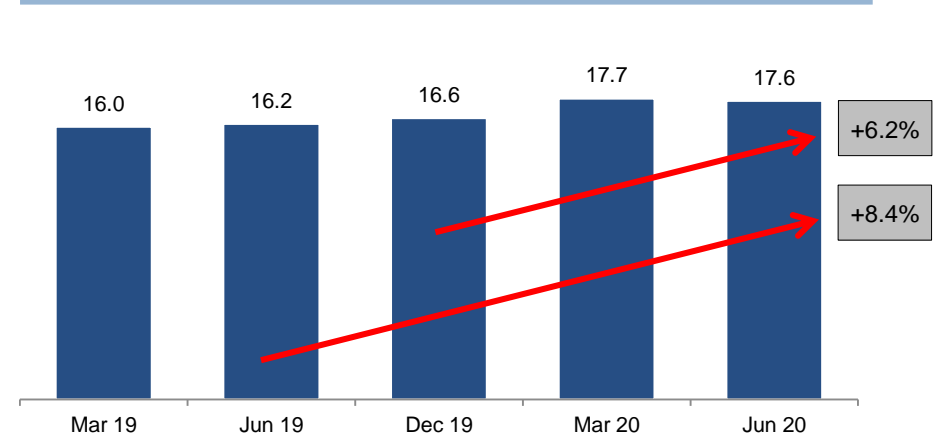


Operating Performance 1H 2020

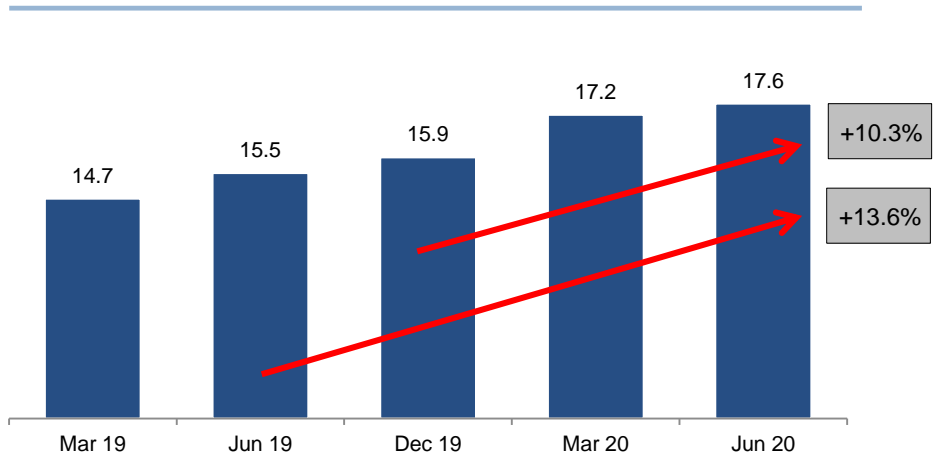
Total Assets (KDbn)



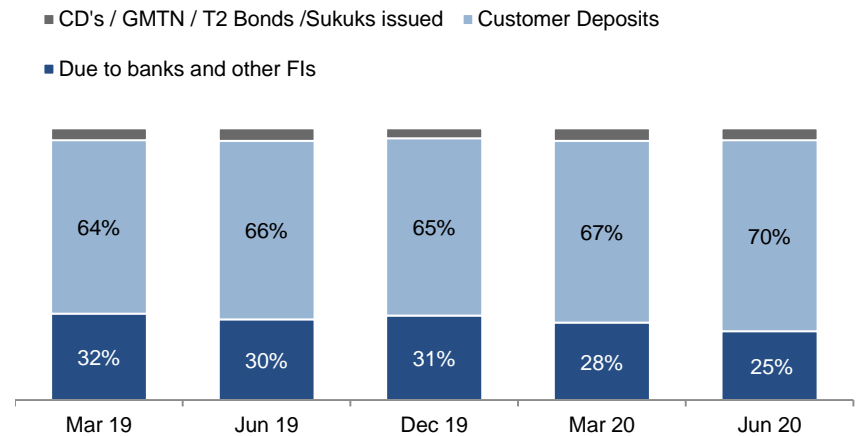
Loans, Advances and Islamic Financing (KDbn)



Customer Deposits (KDbn)

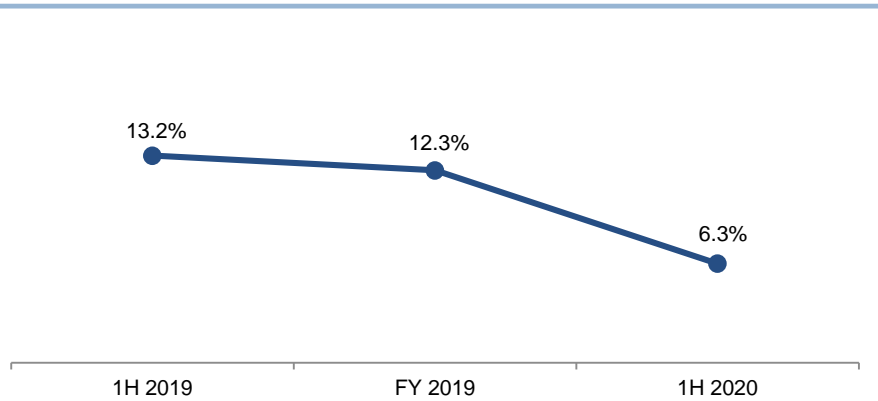


Funding Mix

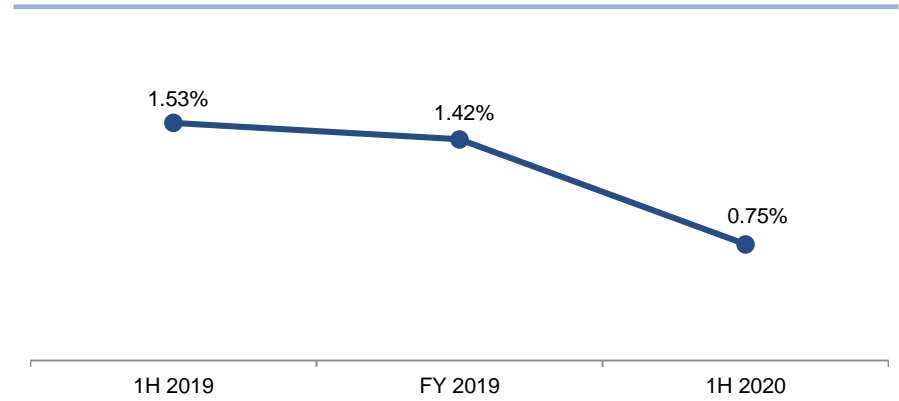


Performance and Asset Quality ratios 1H 2020

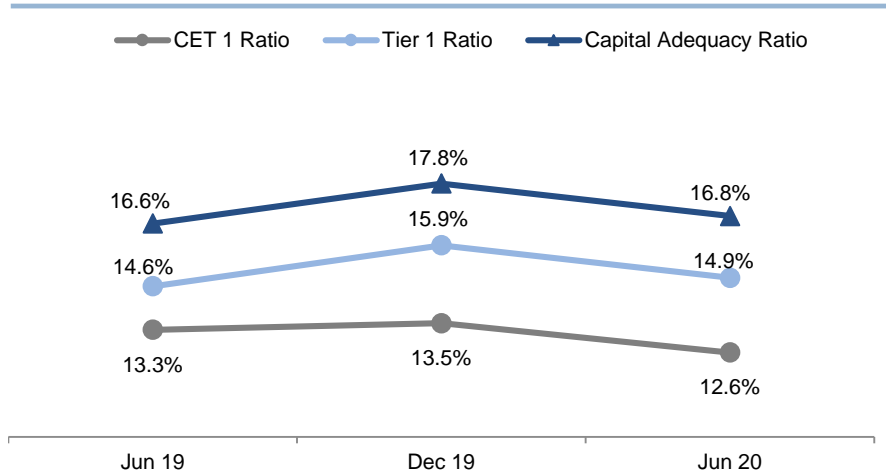
Return on Average Equity



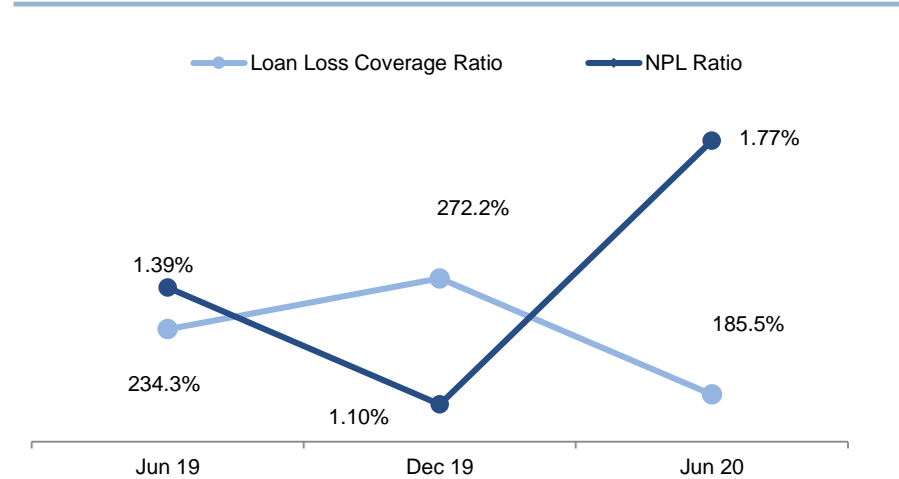
Return on Average Assets



Capital Adequacy Ratios



Asset Quality Ratios



2020 Guidance

	1H 2020	2020 Guidance
Loan Growth	+6.2% ytd	Mid To High Single Digit
NIM	2.25%	Tighter
Cost to Income ratio	37.2%	Broadly Stable
<i>Cost of Risk</i>	112bps	
<i>Earnings</i>	-46.9% yoy	
<i>Capital Adequacy</i>	16.8%	

Contents

Section 1

Group CEO Opening Remarks

Section 2

Financial Performance 1Q / 1H 2020

Section 3

Appendix

Section 4

Questions

Consolidated Financials 1H 2020 (KWD million)

Income Statement (KWD million)	1H-19	1H-20	YoY Growth (%)	Balance sheet (KWD million)	June-19	June-20	YoY Growth (%)
Interest Income	492	419	(15%)	Cash and short term funds	3,047	3,771	24%
Interest Expense	208	168	(19%)	Central Bank of Kuwait bonds	818	830	1%
Net Interest Income	284	251	(12%)	Kuwait Government Treasury bonds	810	580	(28%)
Murabaha and other Islamic financing income	101	114	12%	Deposits with banks	1,754	1,113	(37%)
Distribution to depositors and Murabaha costs	41	46	12%	Loans, advances and Islamic financing to customers	16,216	17,571	8%
Net Income from Islamic financing	60	68	12%	Investment securities	3,976	4,505	13%
NII and NI from Islamic financing	344	319	(8%)	Investment in associates	34	6	(81%)
Net fees and commissions	79	72	(9%)	Land, premises and equipment	414	448	8%
Net investment income	9	(3)	NM	Goodwill and other intangible assets	582	583	0%
Net gains from dealing in foreign currencies	19	26	33%	Other assets	220	273	24%
Other operating income	1	2	110%	Total Assets	27,870	29,680	6%
Non-interest income	107	96	(11%)	Due to banks and other financial institutions	6,977	6,337	(9%)
Net Operating Income	452	415	(8%)	Customer deposits	15,454	17,564	14%
Staff expenses	86	85	(2%)	Certificates of deposit issued	725	502	(31%)
Other administrative expenses	45	52	14%	Global Medium Term Notes (GMTN)	227	237	4%
Depreciation of premises and equipment	12	17	34%	Subordinated Tier 2 bonds	125	125	0%
Amortisation of intangible assets	2	1	(48%)	Sukuk issued	-	233	NM
Operating Expenses	146	154	6%	Other liabilities	586	782	33%
Pre-provision profits (and impairments)	306	260	(15%)	Total Liabilities	24,094	25,779	7%
Provision charge for credit losses and impairment losses	67	127	89%	Share capital	652	685	5%
Operating profit before taxation	239	134	(44%)	Proposed bonus shares	-	-	NM
Taxation	18	15	(16%)	Statutory reserve	311	326	5%
Non-controlling interest	11	7	(38%)	Share premium account	803	803	0%
Profit attributable to shareholders of the Bank	209	111	(47%)	Treasury shares	(57)	(39)	31%
				Treasury share reserve	17	25	44%
				Other reserves	1,457	1,279	(12%)
				Equity attributable to shareholders	3,183	3,080	(3%)
				Perpetual Tier 1 Capital Securities	211	438	NM
				Non-controlling interests	382	383	0%
				Total equity	3,776	3,901	3%
				Total liabilities and equity	27,870	29,680	6%

Performance Measures 1H 2020

%	1H 2019	1H 2020
Return on average assets	1.53%	0.75%
Return on average equity	13.2%	6.3%
Net interest margin	2.64%	2.25%
Cost to income	32.3%	37.2%
NPLs to gross loans	1.39%	1.77%
Loan loss reserves to NPLs	234.3%	185.5%
Tier 1 capital	14.6%	14.9%
Tier 2 capital	2.0%	1.9%
Capital adequacy ratio	16.6%	16.8%




Consolidated Statement Of Income *(KWD million)*

<i>KWD million</i>	2017	2018	2019
Interest Income	743	897	987
Interest Expense	224	331	422
Net Interest Income	519	566	565
Murabaha and other Islamic financing income	156	186	211
Finance cost and Distribution to depositors	46	62	87
Net Income from Islamic financing	110	124	124
Net interest income and net income from Islamic financing	629	690	689
Net fees and commissions	139	150	157
Net investment income	20	2	8
Net gains from dealing in foreign currencies	34	39	39
Other operating income	2	1	1
Non-interest income	194	193	206
Net Operating Income	823	883	896
Staff expenses	154	160	176
Other administrative expenses	93	99	99
Depreciation of premises and equipment	15	15	26
Amortisation of intangible assets	3	3	3
Operating Expenses	265	276	304
Op. profit before provision for credit losses and impairment losses	557	607	591
Provision charge for credit losses	175	169	123
Impairment losses	13	10	7
Operating profit before taxation	369	427	462
Taxation	27	33	36
Non-controlling interest	20	23	25
Profit attributable to shareholders of the Bank	322	371	401

Consolidated Statement Of Financial Position (KWD million)

KWD million	2017	2018	2019
Cash and short term funds	2,744	2,967	3,787
Central Bank of Kuwait bonds	656	810	823
Kuwait Government treasury bonds	1,076	872	662
Deposits with banks	2,488	2,364	1,909
Loans, advances and Islamic financing to customers	14,503	15,503	16,553
Investment securities	3,349	3,678	4,215
Investment in associates	63	31	35
Land, premises and equipment	324	363	434
Goodwill and other intangible assets	582	579	583
Other assets	250	260	270
Total Assets	26,035	27,428	29,271
Due to banks and other financial institutions	7,469	8,090	7,582
Customer deposits	13,780	14,389	15,931
Certificates of deposit issued	491	451	539
Global medium term notes (GMTN)	221	220	227
Subordinated Tier 2 bonds	125	125	125
Other liabilities	388	451	609
Total Liabilities	22,474	23,727	25,012
Share capital	592	621	652
Proposed bonus shares	30	31	33
Statutory reserve	296	311	326
Share premium account	803	803	803
Treasury shares	(78)	(65)	(39)
Treasury share reserve	14	14	25
Other reserves	1,373	1,449	1,634
Equity attributable to shareholders of the bank	3,029	3,163	3,434
Perpetual Tier 1 Capital Securities	211	211	438
Non-controlling interests	321	327	387
Total equity	3,561	3,701	4,259
Total liabilities and equity	26,035	27,428	29,271

Stable Credit Ratings

Rating Agency	Long-term Rating	Standalone Rating	Outlook	Key Rating Drivers
	Aa3	a3	Rating Under Review	<ul style="list-style-type: none"> • Dominant domestic position • Resilient profitability and growth prospects • Robust asset quality, adequate capitalization and ample liquidity
	A	a-	Stable	<ul style="list-style-type: none"> • Leading position in Kuwait • More diversified business model • Exceptional asset quality and capitalization
	AA-	a-	Stable	<ul style="list-style-type: none"> • Leading franchise • Diversified business model and strong management team • Strong asset quality and profitability, solid capitalization and stable funding and liquidity

Contents

Section 1

Group CEO Opening Remarks

Section 2

Financial Performance 1Q / 1H 2020

Section 3


Appendix

Section 4

Questions

Questions

Thank You

A large, stylized graphic of a globe dominates the background. The globe is rendered in shades of red and blue, with white grid lines representing latitude and longitude. The globe is tilted, showing the Middle East and parts of Africa and Europe. The overall design is modern and professional.

National Bank of Kuwait
Investor Presentation
1Q / 1H 2020 Earnings Call